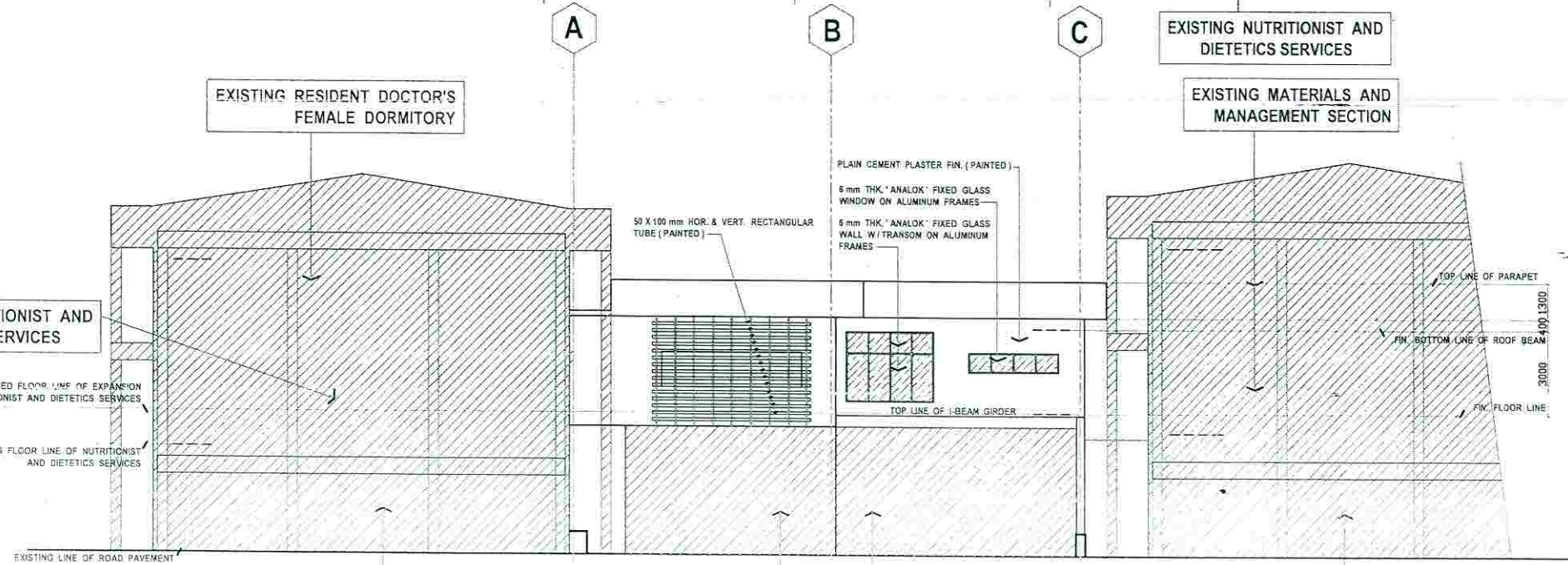


**ELEVATION - A**  
SCALE 1:100 MTS.



**ELEVATION - B**  
SCALE 1:100 MTS.



Republic of the Philippines  
DEPARTMENT OF HEALTH  
**SOUTHERN PHILIPPINES MEDICAL CENTER**  
J.P. Laurel Avenue, Bago City, Davao City

PREPARED BY  
**ENGR. BRIGIDA P. BUYCO**  
SPMC - ENGINEER II  
PRC REG. No. 0019750 Validity Feb. 15, 2019  
PTR No. 745-89-78-B Date: Nov. 21, 1980  
Place: NAWAN CITY TIM. No. 186-721, 063

RA 9266 SECTION 33  
Drawings and specifications and other contract documents shall remain the property of the Engineer. No part of the drawings or specifications shall be reproduced or transmitted in any form or by any means, electronic, mechanical, photocopying, recording, or by any information storage and retrieval system, without the written consent of the Engineer or the author of the said documents.  
All PROJECTS shall incorporate the provisions of all contract documents and other instruments of service.

ENGINEER  
**ENGR. GREZALDO B. BETITA**  
OIC - ENGINEERING & FACILITIES MANAGEMENT  
PRC REG. No. 0015361 Validity Dec. 30, 2018  
PTR No. 19-11863 Date: May 24, 1993

PROJECT TITLE  
**PROPOSED EXPANSION OF DIETARY SECTION**  
LOCATION  
SOUTHERN PHILIPPINES MEDICAL CENTER COMPOUND, 19-11863

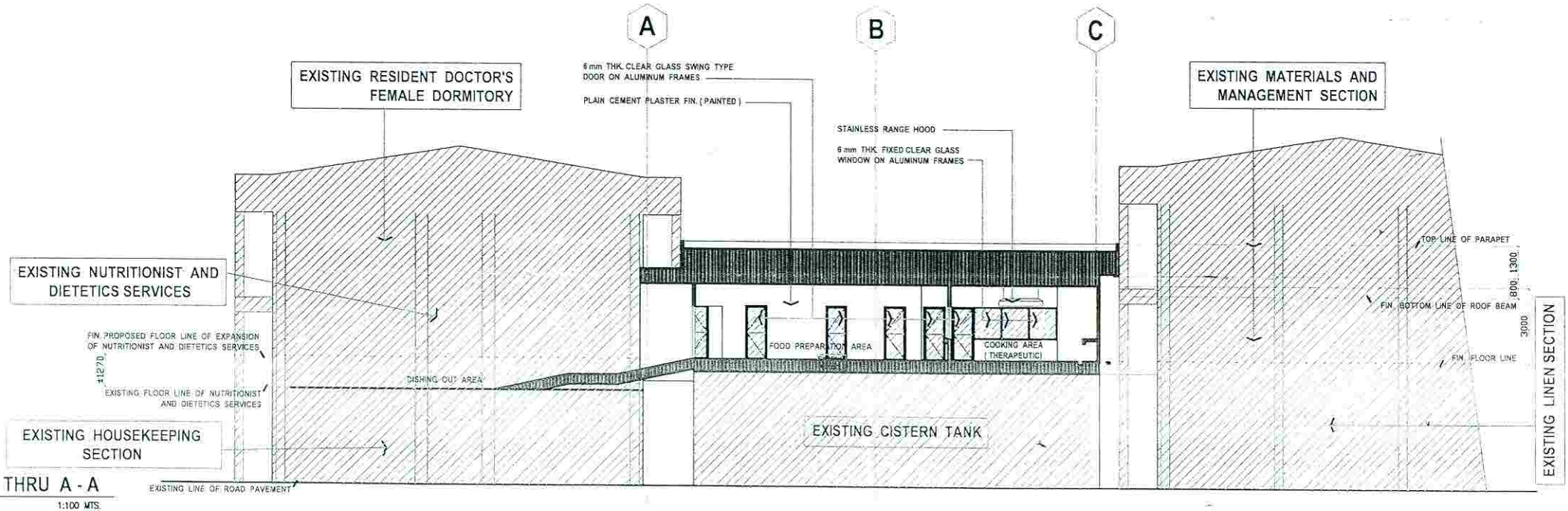
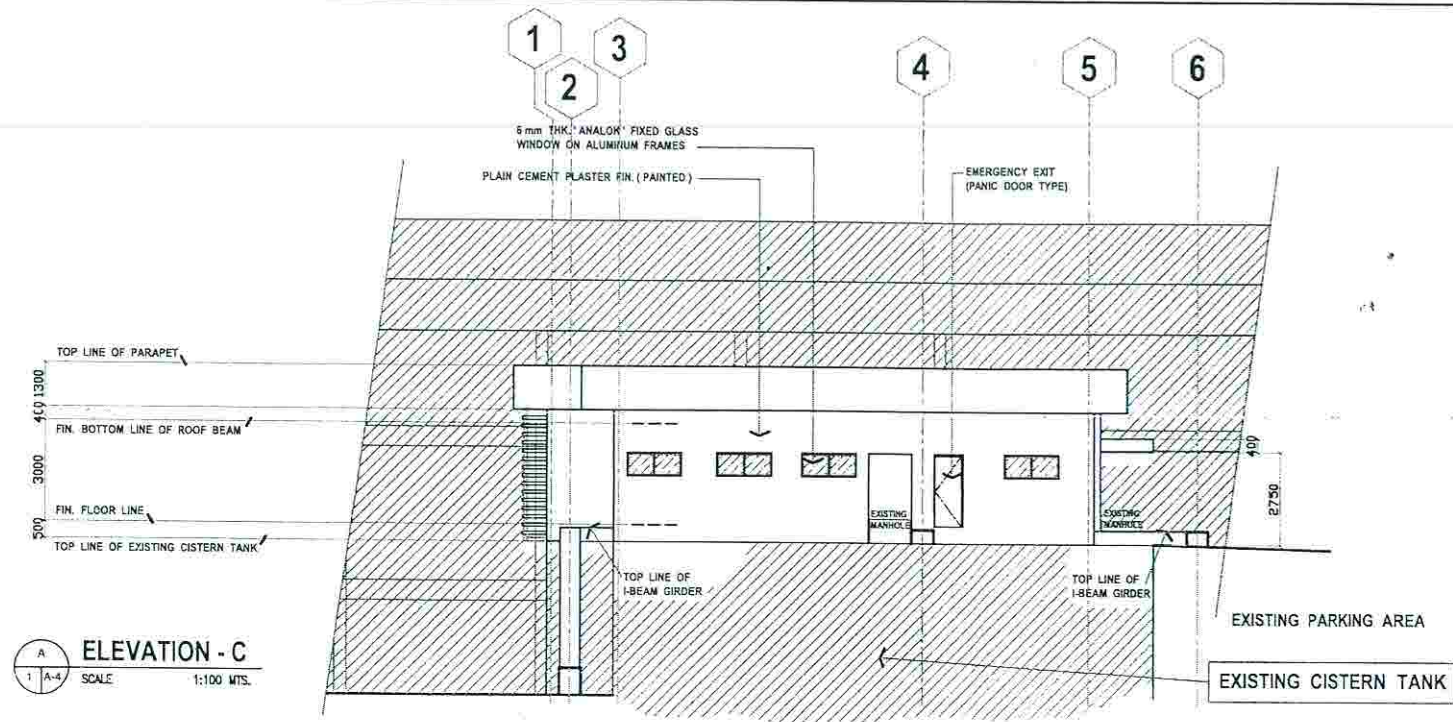
SHEET CONTENT  
CHECKED BY  
LEOPOLDO J. VEGA, M.D., FPCS, FPATACS  
MEDICAL CENTER CHIEF II

RECOMMENDING APPROVAL  
APPROVED BY

SHEET NO.  
**A-3**

CADD BY:  
CHECKED BY:





Republic of the Philippines  
DEPARTMENT OF HEALTH  
**SOUTHERN PHILIPPINES MEDICAL CENTER**  
J.P. Laurel Avenue, Baguio City

PREPARED BY  
**ENGR. BRIGIDA P. BUICO**  
SPMC ENGINEER II  
PRC REG. No. 0019790  
PTR No. 745-89-78-B  
Place: DAVAO CITY  
Date: Nov. 21, 1980  
Tel. No. 786-721-267

RA 9256 SECTION 33  
Drawings and specifications and other contract documents shall remain the property of the SPMC. No part of the drawings shall be reproduced or used for any purpose without the written consent of the SPMC. The SPMC shall not be held responsible for any errors or omissions in the drawings and specifications and other contract documents.

ENGINEER  
**ENGR. GREZALDO B. BETITA**  
OIC- ENGINEERING & FACILITIES MANAGEMENT  
PRC REG. No. 0015361  
PTR No. 745-89-78-B  
Date: May 24, 1993

PROJECT TITLE  
**PROPOSED EXPANSION OF DIETARY SECTION**  
LOCATION  
SOUTHERN PHILIPPINES MEDICAL CENTER COMPOUND

SHEET CONTENT  
CHECKED BY  
RECOMMENDING APPROVAL  
APPROVED BY  
SHEET NO.

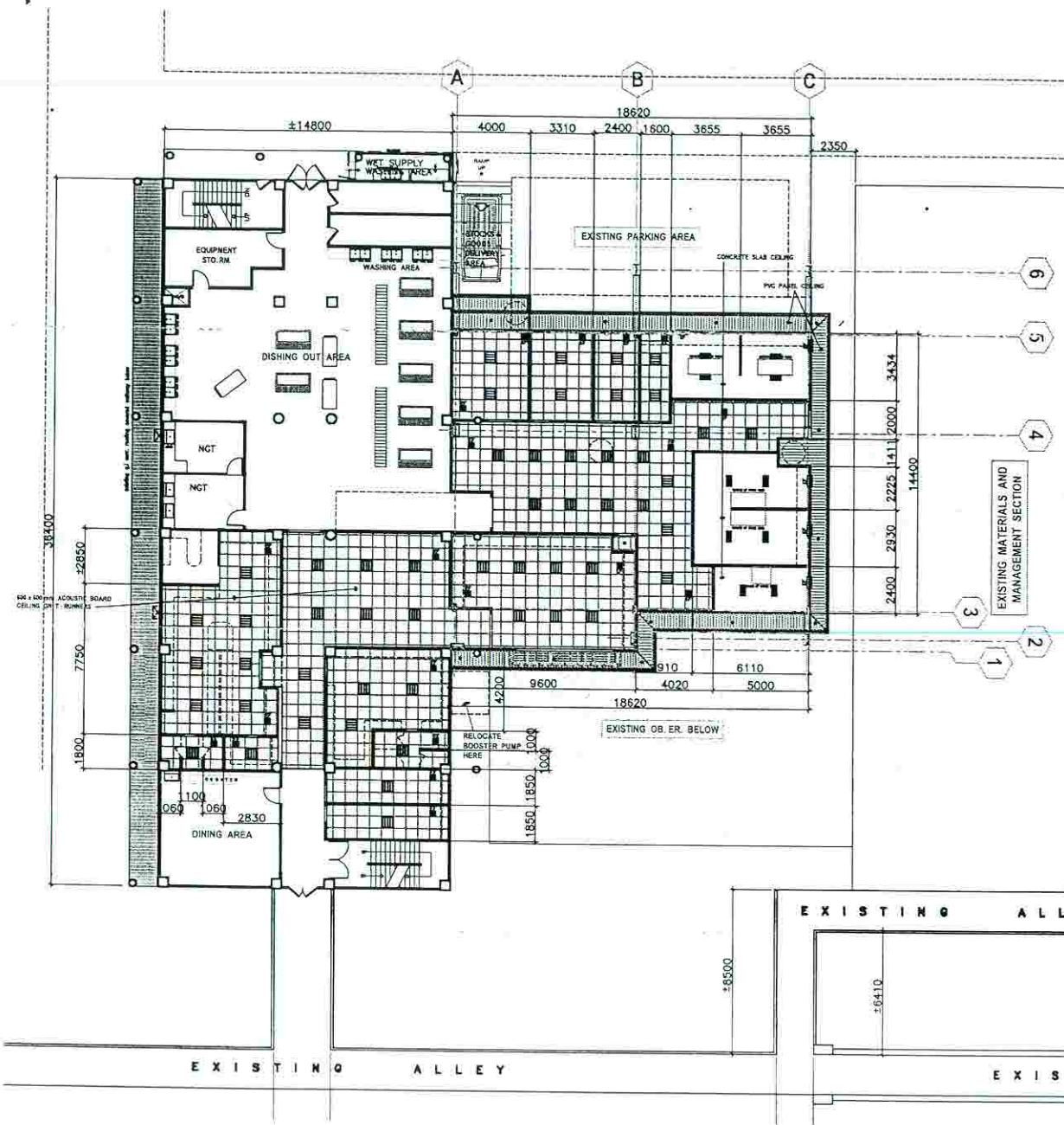
PRC REG. No.  
PTR No.  
Validity  
Date

**LEOPOLDO J. VEGA, M.D., FPCS, FPATACS**  
MEDICAL CENTER CHIEF II

CADD BY:  
CHECKED BY:

**A-4**



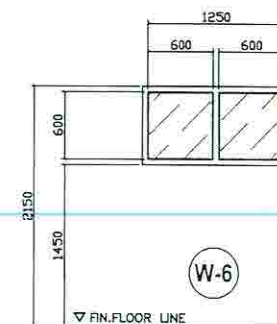


REFLECTED CEILING PLAN  
SCALE 1:150 MTS.

## SCHEDULE OF DOORS AND WINDOWS

SCALE

1:30 METERS



SET: 4 SETS

DESCRIPTION: 6 mm THK. CLEAR FIXED GLASS WINDOW ON ALUMINUM FRAMES

LOCATION: COOKING AREA: HEART INSTITUTE, THERAPEUTIC, FULL, HALAL



SET: 2 SETS

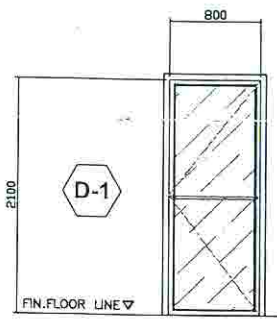

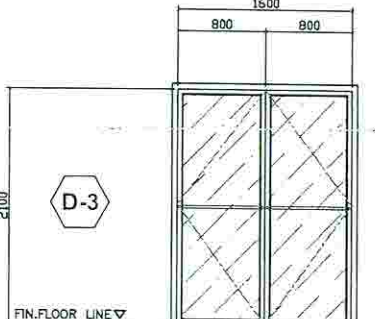
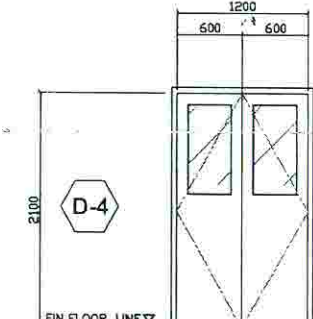
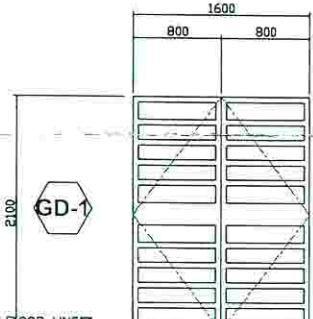
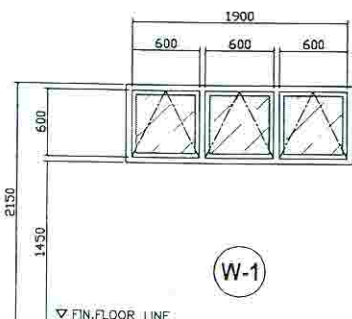
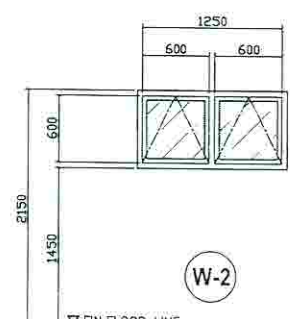
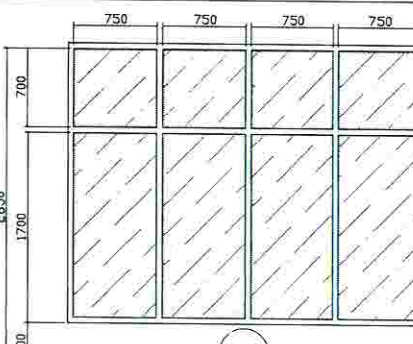
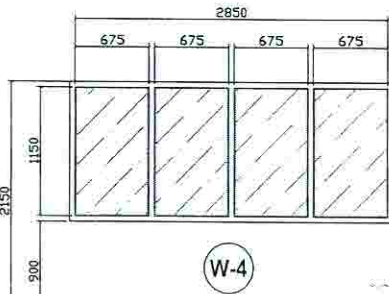
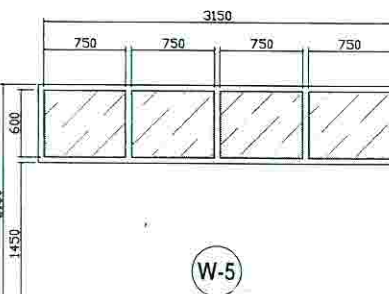
DESCRIPTION: 6 mm THK. CLEAR FIXED GLASS WINDOW ON ALUMINUM FRAMES

LOCATION: COOKING AREA: FULL, HALAL

# SCHEDULE OF DOORS AND WINDOWS

SCALE

1:30 METERS

				
SET: 8 SETS	SET: 1 SET	SET: 1 SET	SET: 1 SET	SET: 1 SET
DESCRIPTION: 6 mm. THK. CLEAR GLASS SWING TYPE DOOR ON ALUMINUM FRAMES	DESCRIPTION: PANIC DOOR SYSTEM	DESCRIPTION: 6 mm. THK. CLEAR GLASS DOUBLE LIFT SWING TYPE DOOR ON ALUMINUM FRAMES	DESCRIPTION: PANEL DOOR DOUBLE LIFT SWING TYPE DOOR W/ 6 mm THK. VIEWING GLASS	DESCRIPTION: 50 X 50 X 1.5 mm THK. B.I. SQUARE TUBE DOUBLE LIFT DOOR (PAINTED)
LOCATION: WET & DRY STO.RM., POTS AND PAN WASHING RM., ALL COOKING AREA	LOCATION: FIRE EXIT DOOR	LOCATION: STOCKS & GOODS DELIVERY AREA	LOCATION: NUTRITIONIST & DIETICIANS OFFICE	LOCATION: FOOD PREPARATION AREA
				
SET: 1 SET	SET: 2 SETS	SET: 1 SET	SET: 4 SETS	SET: 1 SET
DESCRIPTION: 6 mm THK. CLEAR GLASS AWNING TYPE WINDOW ON STEEL FRAMES	DESCRIPTION: 6 mm THK. CLEAR GLASS AWNING TYPE WINDOW ON STEEL FRAMES	DESCRIPTION: 6 mm THK. CLEAR FIXED GLASS WALL ON ALUMINUM FRAMES	DESCRIPTION: 6 mm THK. CLEAR FIXED GLASS WINDOW ON ALUMINUM FRAMES	DESCRIPTION: 6 mm THK. CLEAR FIXED GLASS WINDOW ON ALUMINUM FRAMES
LOCATION: WET STORAGE ROOM	LOCATION: DRY STORAGE ROOM, POTS AND PAN WASHING ROOM	LOCATION: FOOD PREPARATION AREA	LOCATION: MEAT AND VEGETABLES WASHING AREA, FOOD PREPARATION AREA, UTENSILS WASHING AREA, FOOD TROLLEY AREA	LOCATION: COOKING AREA (HALAL)



Republic of the Philippines  
DEPARTMENT OF HEALTH  
SOUTHERN PHILIPPINES  
MEDICAL CENTER  
J.P. Laurel Avenue, Bogo City

PREPARED BY  
ENGR. BRIGIDA R. BUYCO  
SPMC ENGINEER II  
PRC REG. No. 0015759  
PTR No. 745-89-78-8  
Place: DAVAO CITY  
Validity: Feb. 15, 2019  
Date: Nov. 21, 1990  
TIN No. 196-721-063

RA 9266 SECTION 33  
Drawings and specifications and other contract documents shall remain the property of the Engineer. The Engineer shall not be held responsible for any errors or omissions in the drawings and specifications, or for any consequences arising therefrom, without the written consent of the Engineer or the author of the said documents.

ENGINEER  
ENGR. GREZALDO B. BETITA  
DIC- ENGINEERING & FACILITIES MANAGEMENT  
PRC REG. No. 0015381  
PTR No. 745-89-78-8  
Validity: Dec. 30, 2018  
Date: May 24, 1993

PROJECT TITLE  
PROPOSED EXPANSION OF  
DIETARY SECTION  
LOCATION  
SOUTHERN PHILIPPINES MEDICAL CENTER COMPOUND,

SHEET CONTENT

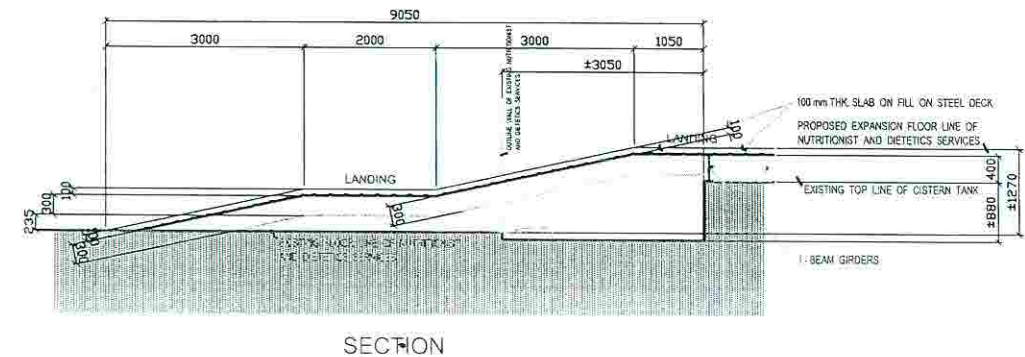
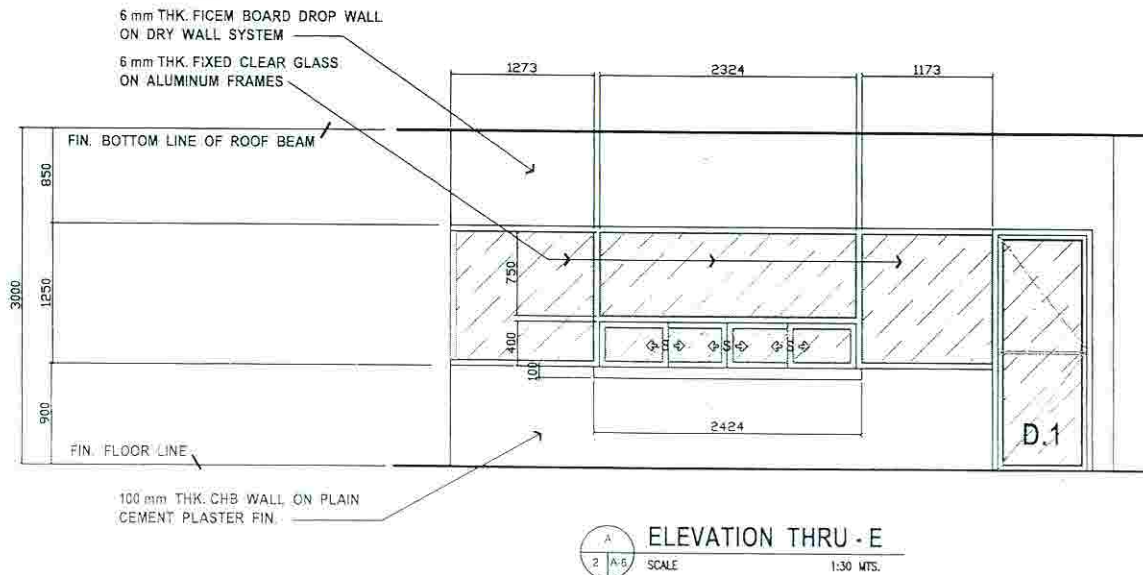
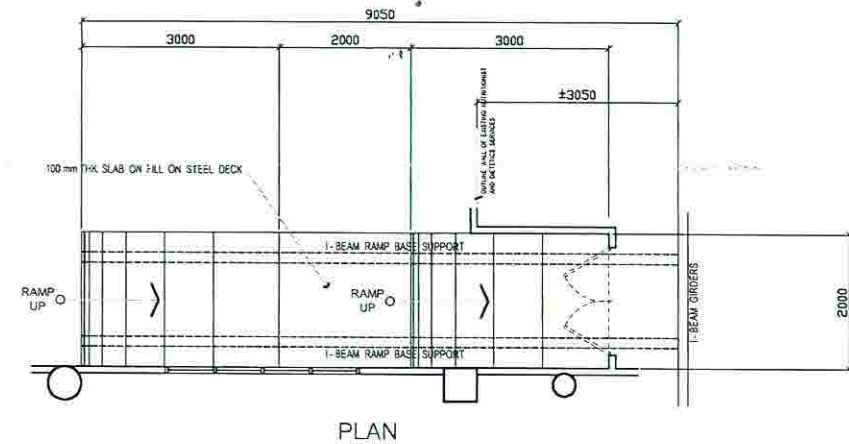
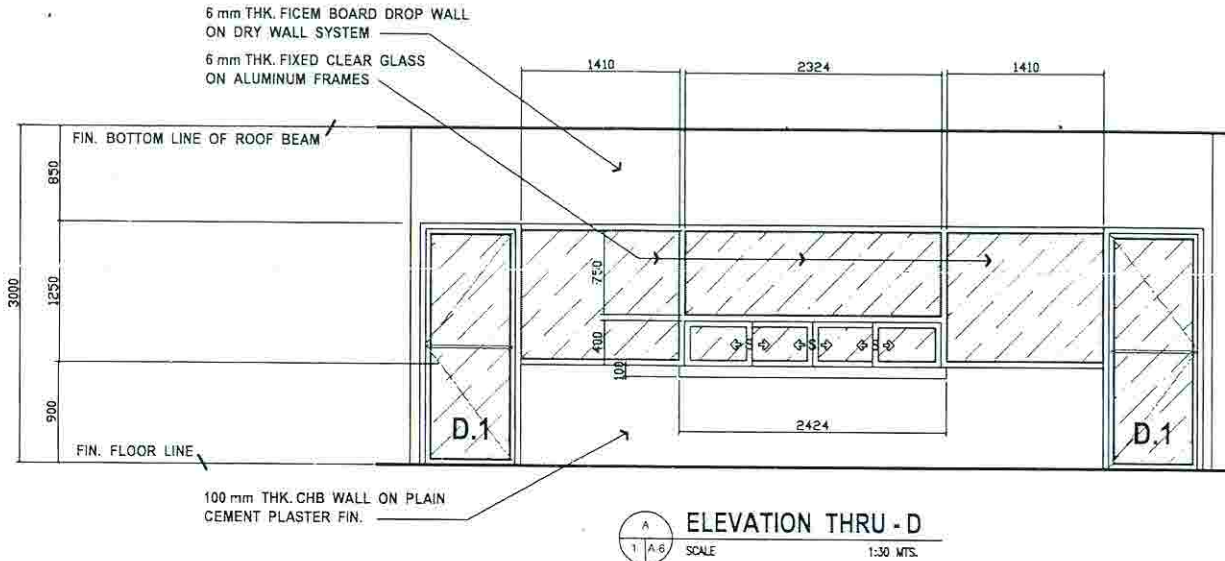
CHECKED BY  
PRC REG. No.  
PTR No.  
Validity  
Date:

RECOMMENDING APPROVAL  
LEOPOLDO J. VEGA, M.D., FPCS, FPATACS  
MEDICAL CENTER CHIEF II

APPROVED BY

SHEET NO.  
A-6  
CADD BY:  
CHECKED BY:





















# NOTES & SPECIFICATIONS:

ALL PLUMBING WORK SHOWN HEREIN SHALL BE EXECUTED ACCORDING TO THE REQUIREMENTS OF THE PHILIPPINE PLUMBING CODE AND ALLIED AND REGULATIONS OF THE GOVERNMENT.

CONSTRUCTIVE REVISIONS WITH ENGINEER'S APPROVAL AND SPECIFICATIONS, THE ENGINEER SHALL BE NOTIFIED IMMEDIATELY BY ANY DISCREPANCY FOUND THEREIN.

PPR SHALL BE INSTALLED AS SHOWN, ANY DISCREPANCY REQUIRED FOR THE PROPER DIRECTION OF OTHER TRADES SHALL BE SUBJECT TO THE APPROVAL OF THE ARCHITECT AND / OR ENGINEER.

ALL SLOPES FOR HORIZONTAL BRANCHES (SINKS) SHALL BE SHOWN IN AN APPROPRIATE MANNER. OTHERWISE, ALL PIPES SHALL BE INSTALLED UNLESS OTHERWISE INDICATED.

ALL BRANCHES BRANCHES TO BE INSTALLED OR GROUP OF PIPES OR BRANCHES SHALL BE PROVIDED WITH AN ISOLATION.

1/2" FOR LAUNDRY, SHAL, URINAL AND VENT PIPE.

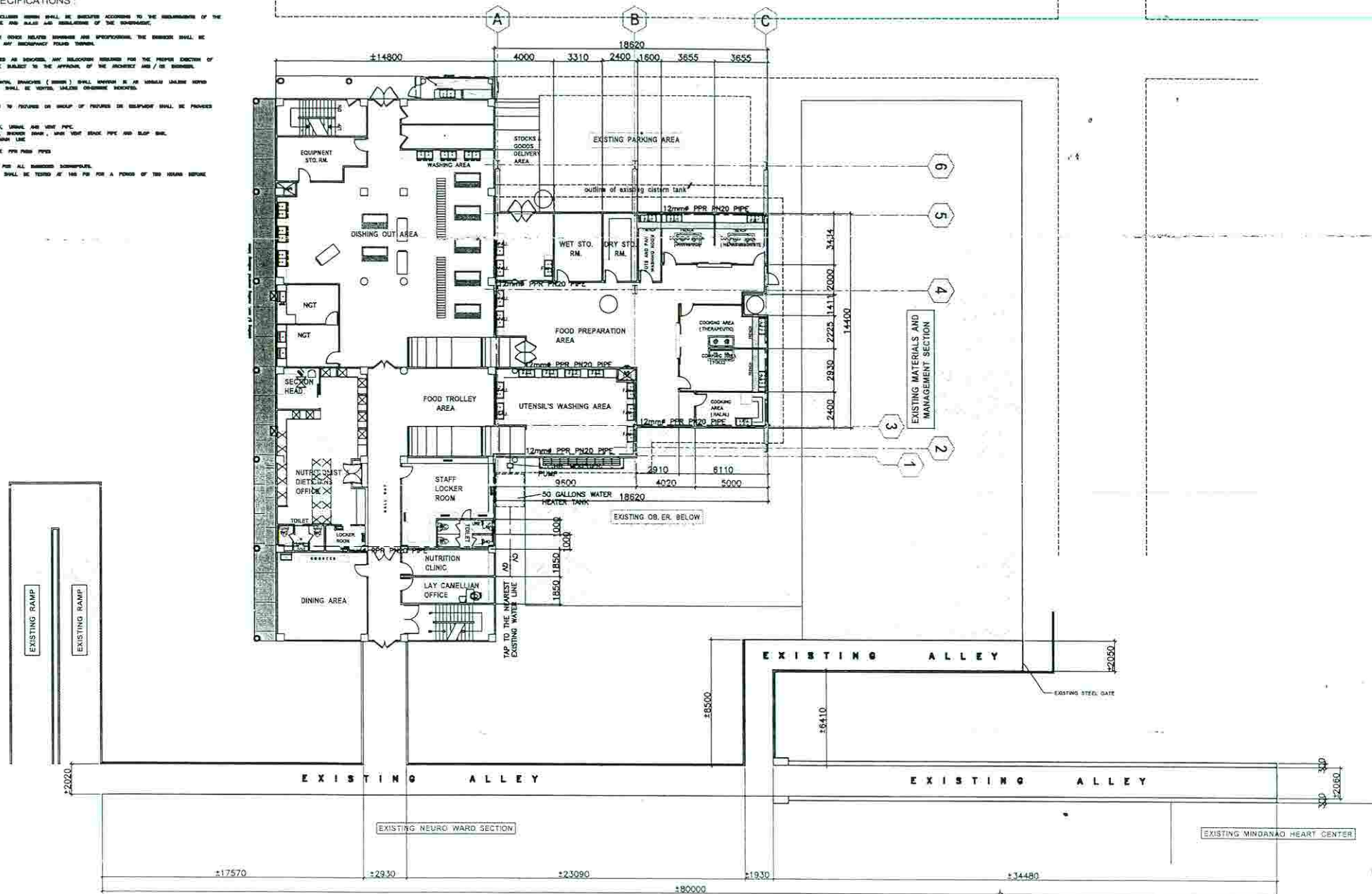
1/2" FOR WATER CLOSET, SHOWER ROOM, AND VENT PIPE AND SUMP PUMP.

1/2" FOR ALL SHOWER ROOM LINE.

FOR ALL SHOWER, LINE PPR PIPES.

USE 1/2" PPR PIPE FOR ALL SHOWER CONNECTIONS.

ALL COLD WATER LINES SHALL BE TESTED AT 140 PSI FOR A PERIOD OF TWO HOURS BEFORE COMPLETION.



**WATER LINE LAYOUT**  
SCALE: 1:150 MTS.

<p>Republic of the Philippines DEPARTMENT OF HEALTH <b>SOUTHERN PHILIPPINES MEDICAL CENTER</b> J.P. Laurel Avenue, Bajada Davao City</p>	<p>PREPARED BY <b>ENGR. BRIGIDA P. BUYCO</b> SPMC - ENGINEER III PRC REG. No. 0019780 Validity: Feb. 15, 2019 PTR No. 745-89-76-B Date: Nov. 21, 1980 Place: DAVAO CITY TIN No. 180-721-063</p>	<p>RA 9266 SECTION 33 Drawing and specifications and other documents shall be prepared, checked, and approved by the Engineer, who shall be responsible for the accuracy and completeness of the drawings, specifications, and other documents. The Engineer shall be responsible for the accuracy and completeness of the drawings, specifications, and other documents. The Engineer shall be responsible for the accuracy and completeness of the drawings, specifications, and other documents.</p>	<p>ENGINEER <b>ENGR. GREZALDO B. BETITA</b> OIC - ENGINEERING &amp; FACILITIES MANAGEMENT PRC REG. No. 0015361 Validity: Dec. 30, 2018 PTR No. 745-89-76-B Date: May 24, 1993 Place: DAVAO CITY TIN No. 154-220-230</p>	<p>PROJECT TITLE <b>PROPOSED EXPANSION OF DIETARY SECTION</b> LOCATION SOUTHERN PHILIPPINES MEDICAL CENTER COMPOUND, J.P. LAUREL AVENUE, BAJADA, DAVAO CITY</p>	<p>SHEET CONTENT WATER LINE LAYOUT</p>	<p>CHECKED BY <b>LEOPOLDO J. VEGA, M.D., FPCS, FPATACS</b> PRC REG. No. 0019780 Validity: Feb. 15, 2019 PTR No. 745-89-76-B Date: Nov. 21, 1980 Place: DAVAO CITY TIN No. 180-721-063</p>	<p>RECOMMENDING APPROVAL <b>LEOPOLDO J. VEGA, M.D., FPCS, FPATACS</b> MEDICAL CENTER CHIEF II SOUTHERN PHILIPPINES MEDICAL CENTER</p>	<p>APPROVED BY <b>LEOPOLDO J. VEGA, M.D., FPCS, FPATACS</b></p>	<p>SHEET NO. <b>P-1</b> CADD BY: CHECKED BY: DATE:</p>
--	---	---	---	---	--	---	---	---	--

ALL PLANNING WORKS BEING DONE HEREIN SHALL BE DONE IN ACCORDANCE TO THE INSTRUCTIONS OF THE POLYMER PLANNING CODE AND RULES AND REGULATIONS OF THE BOARDMAN.

COOPERATE OFFERS WITH OTHER RELATED OFFERS AND SPECIFICATIONS. THE BIDDER SHALL BE NOTIFIED IMMEDIATELY IF ANY DISCREPANCY EXISTS THEREIN.

COOPERATE OFFERS WITH OTHER RELATED OFFERS AND SPECIFICATIONS. THE BIDDER SHALL BE NOTIFIED IMMEDIATELY IF ANY DISCREPANCY EXISTS THEREIN.

COOPERATE OFFERS WITH OTHER RELATED OFFERS AND SPECIFICATIONS. THE BIDDER SHALL BE NOTIFIED IMMEDIATELY IF ANY DISCREPANCY EXISTS THEREIN.

WORK SHALL BE INSTALLED AS REQUIRED, ANY ADDITIONAL WORKING FOR THE PROPER DESIGN OF OTHER WORKS SHALL BE SUBJECT TO THE APPROVAL OF THE ARCHITECT AND / OR ENGINEER.

ALL SLOPES FOR REMEDIATION PURPOSES (SEEK) SHALL BE STABILIZED BY AN APPROPRIATE MEANS UNLESS OTHERWISE SPECIFIED. ALL EXPOSED SOIL SHALL BE COVERED UNLESS OTHERWISE SPECIFIED.

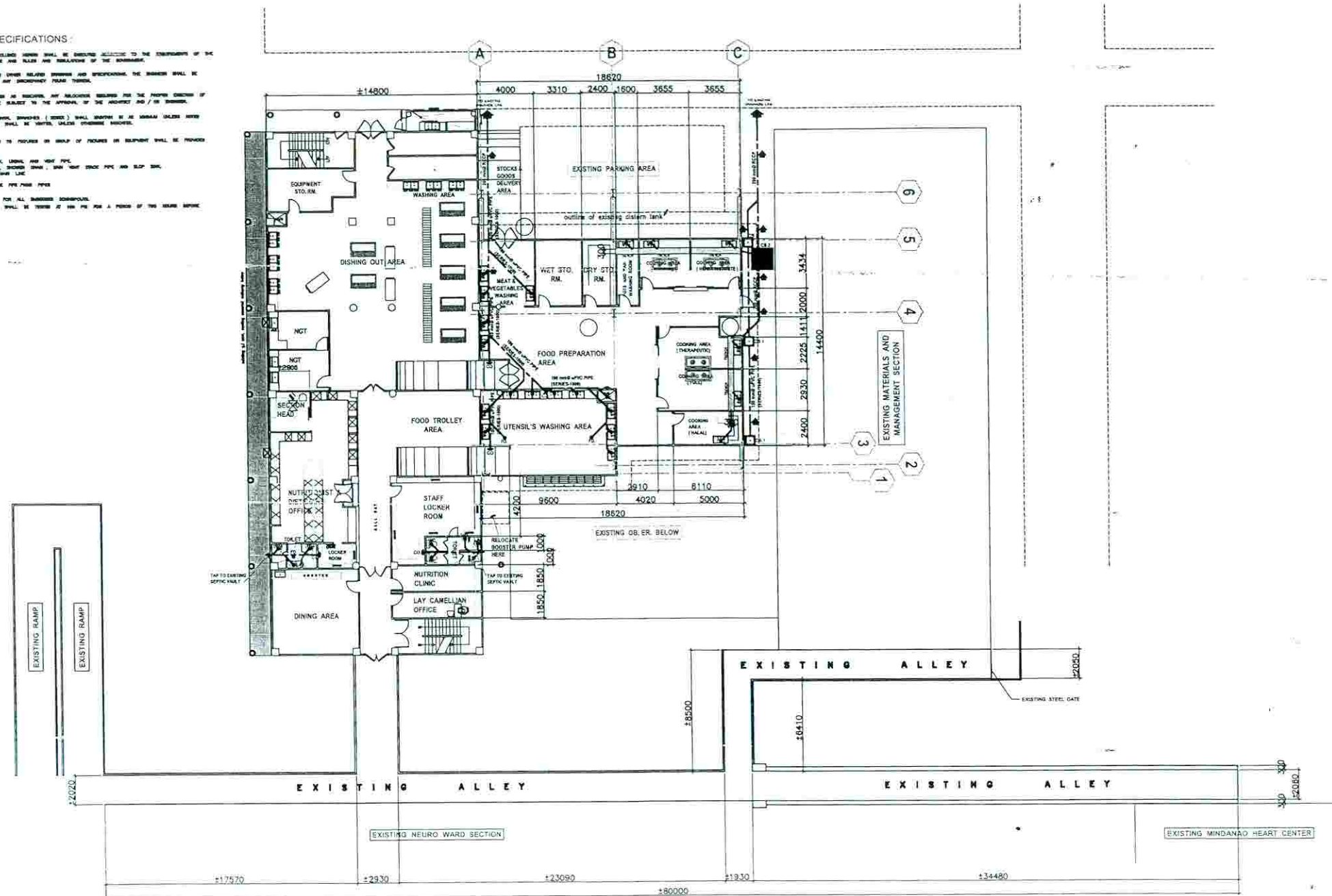
ALL INDIVIDUAL ENTRIES TO FIGURES OR GROUP OF FIGURES ON EQUIPMENT SHALL BE PROVIDED.

4's FOR LONDON, NEW, URGENT AND MORE PPL

47 FOR BRUSH CLOSET, BROOMS, SWAN, SWAN, WASH, STICK, PLY, AND SLIP, SWAN,  
48 FOR ALL WASHING, SWAN LINE  
49 ALL WASHING, SWAN LINE, SWAN LINE, SWAN LINE

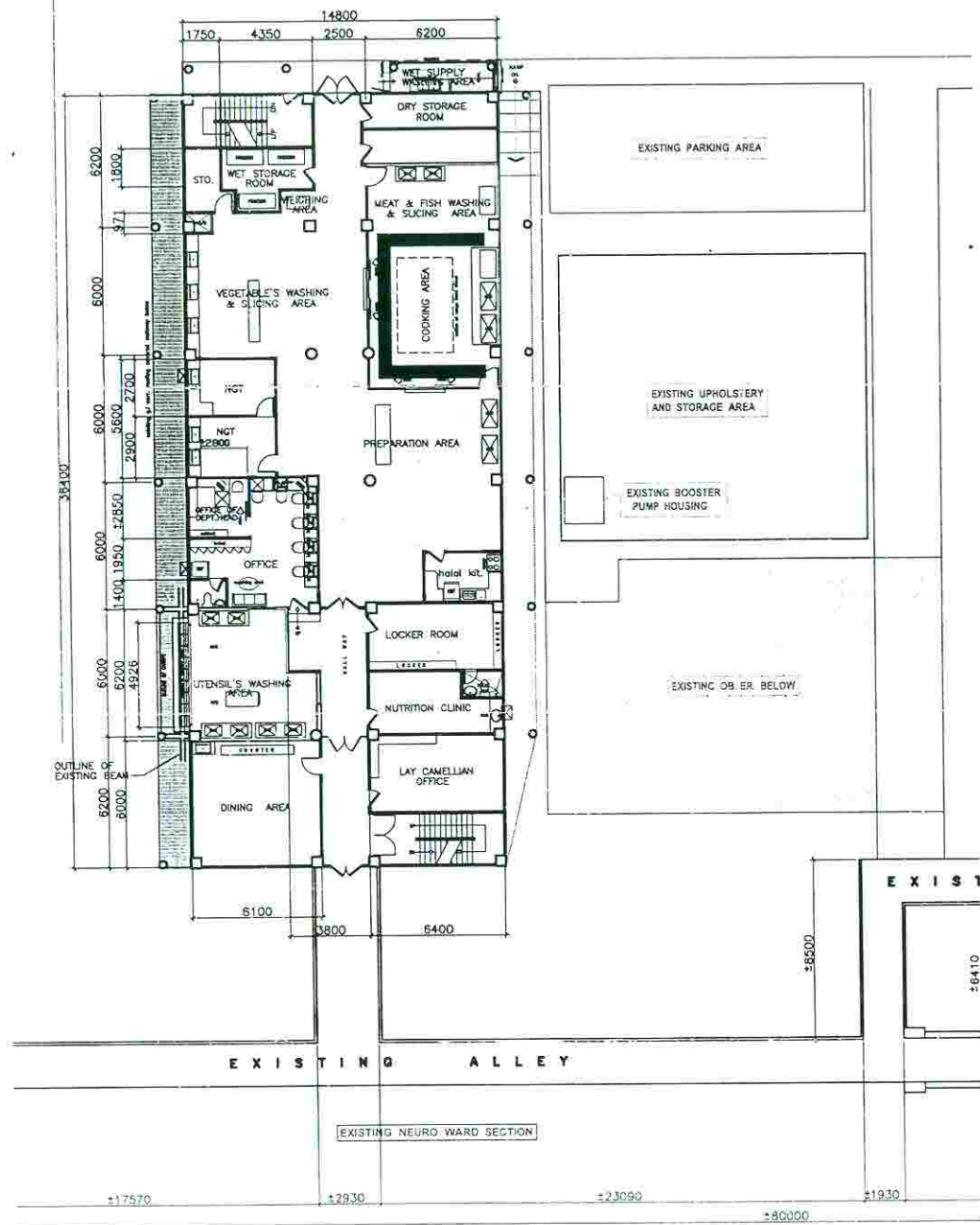
SEE 100mm WPC PIPE FOR ALL SIZES. 200mm WPC PIPE.

ALL GOLD BRIDGE LOTS SHALL BE TESTED AT THE PG AND AGE A PIONEER OF THE GOLD BRIDGE COMPANY.

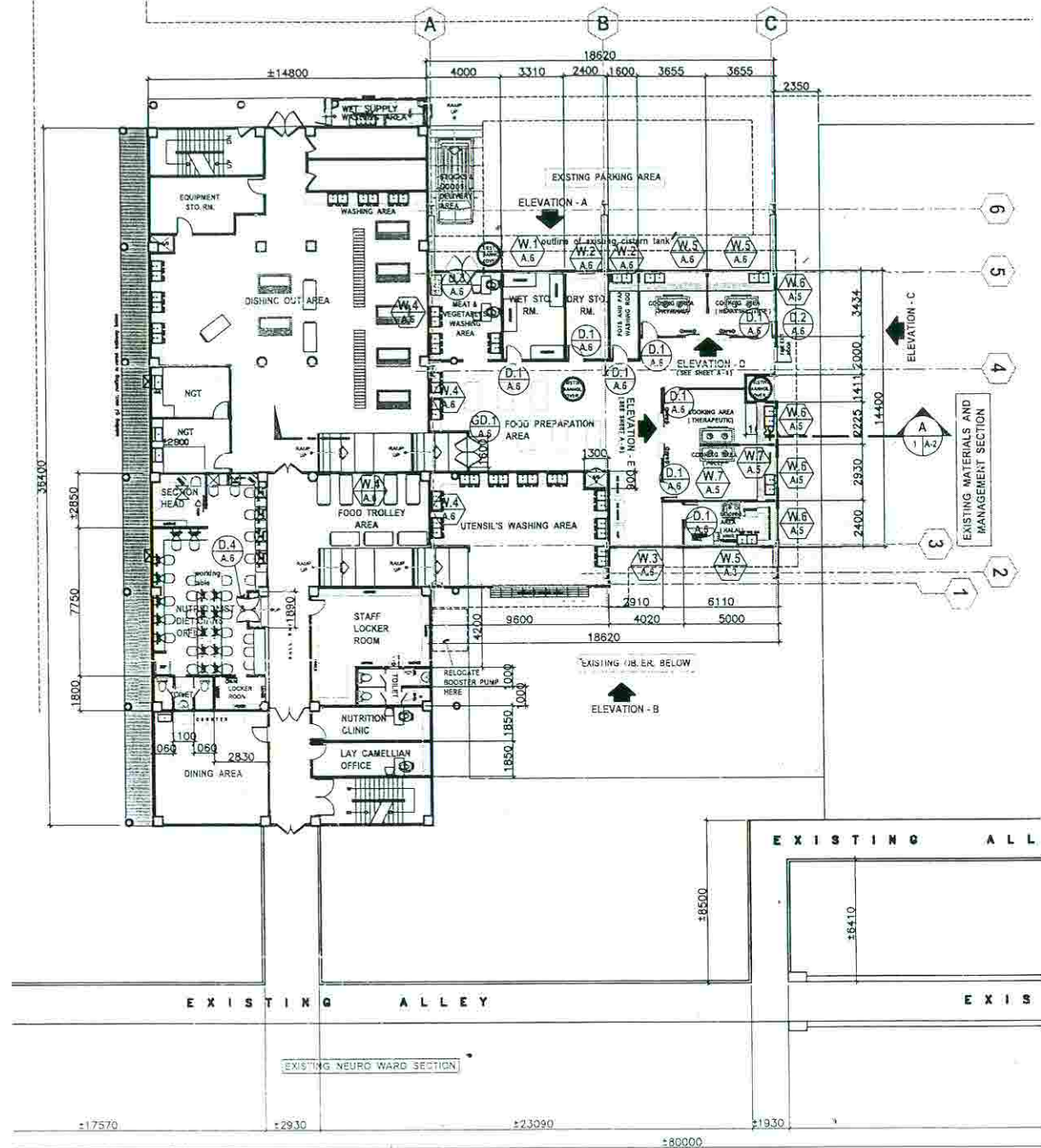


SCALE 1:150 MTS.





**EXISTING FLOOR PLAN**  
SCALE: 1:150 MTS.



**PROPOSED FLOOR PLAN**  
SCALE: 1:150 MTS.



Republic of the Philippines  
DEPARTMENT OF HEALTH  
**SOUTHERN PHILIPPINES MEDICAL CENTER**  
J.P. Laurel Avenue, Baguio  
Davao City

PREPARED BY:  
**ENGR. BRIGIDAP. BUYO**  
SPMC ENGINEER III  
PRC REG. No. 0019760  
PTR No. 745-89-78-B  
Place DAVAO CITY

RA 9266 SECTION 33  
Drawings and specifications and other contract documents shall always, whenever it is required, be accompanied by the original documents and drawings of the project, including the original or a true copy of all documents and drawings, and shall be submitted to the Engineer in the original and in duplicate. The Engineer shall have the right to require the submission of all documents and drawings in the original and in duplicate. The Engineer shall have the right to require the submission of all documents and drawings in the original and in duplicate. The Engineer shall have the right to require the submission of all documents and drawings in the original and in duplicate.

ENGINEER  
**ENGR. GREZALDO B. BETITA**  
DIC - ENGINEERING & FACILITIES MANAGEMENT  
PRC REG. No. 0015361  
PTR No. 186-721-063  
Place DAVAO CITY

PROJECT TITLE  
**PROPOSED EXPANSION OF DIETARY SECTION**  
LOCATION  
**SOUTHERN PHILIPPINES MEDICAL CENTER COMPOUND, J.P. LAUREL AVENUE, BAGUIO, DAVAO CITY**

SHEET CONTENT  
CHECKED BY  
PRC REG. No. \_\_\_\_\_  
PTR No. \_\_\_\_\_  
Place \_\_\_\_\_

RECOMMENDING APPROVAL  
**LEOPOLDO J. VEGA, M.D., FPCS, FPATACS**  
MEDICAL CENTER CHIEF II  
SOUTHERN PHILIPPINES MEDICAL CENTER

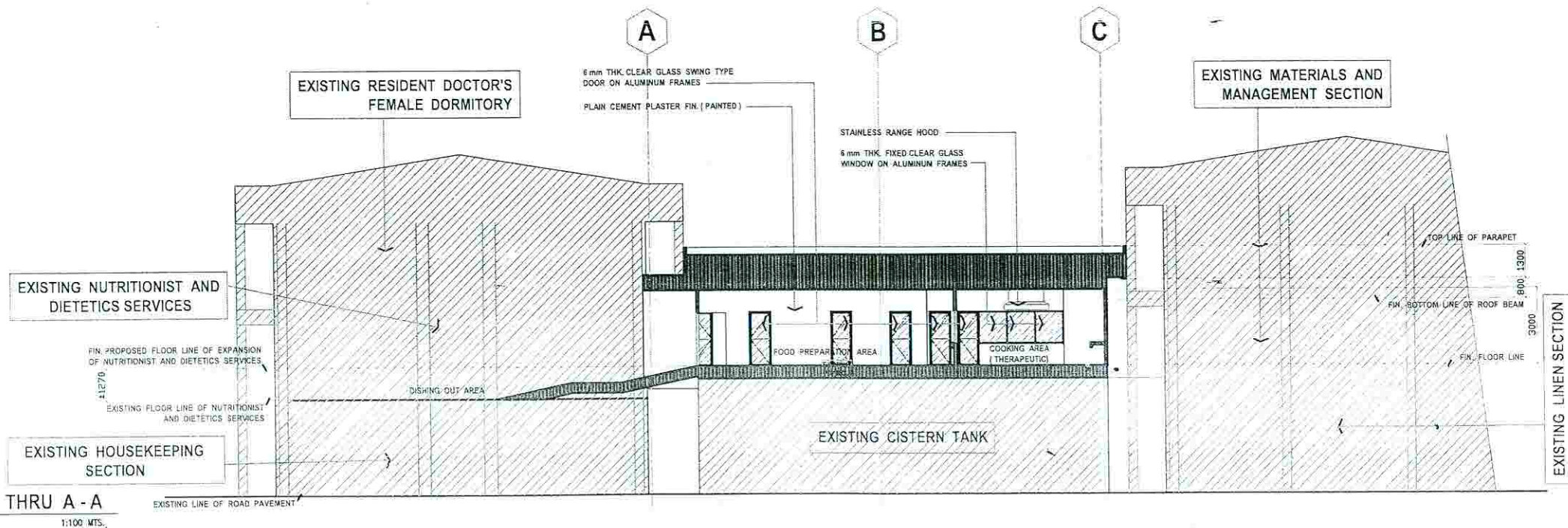
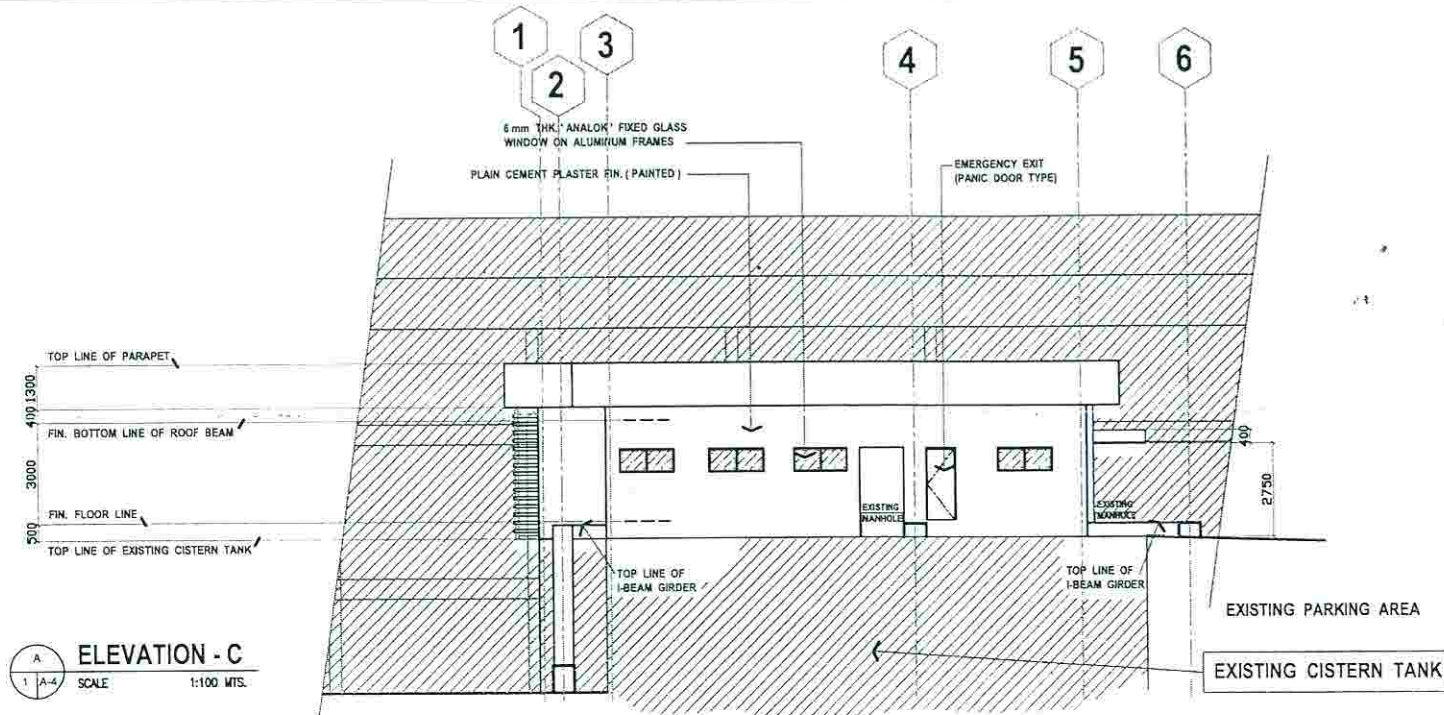
APPROVED BY  
PRC REG. No. \_\_\_\_\_  
PTR No. \_\_\_\_\_  
Place \_\_\_\_\_

SHEET NO.  
**A-2**  
CADD BY:  
CHECKED BY:  
DATE:









Republic of the Philippines  
DEPARTMENT OF HEALTH  
**SOUTHERN PHILIPPINES MEDICAL CENTER**  
J.P. Laurel Avenue, Bago

PREPARED BY  
**ENGR. BRIGIDA P. BUYCO**  
SPAC - ENGINEER IN CHARGE  
PRC REG. No. 0019760 Validity Feb. 15, 2019  
PTR No. 745-89-78-8 Date: Nov. 21, 1980

RA 9266 SECTION 33  
Drawings and specifications and other contract documents shall be kept on file by the architect, who shall be responsible for their safekeeping and shall be available for inspection by the client at all times. The architect shall also maintain the project in all contract documents and other instruments.

ENGINEER  
**ENGR. GREZALDO B. BETITA**  
OIC - ENGINEERING & FACILITIES MANAGEMENT  
PRC REG. No. 0015361 Validity Dec. 30, 2018  
PTR No. 745-89-78-8 Date: May 24, 1993

PROJECT TITLE  
**PROPOSED EXPANSION OF DIETARY SECTION**  
LOCATION  
SOUTHERN PHILIPPINES MEDICAL CENTER COMPOUND,  
J.P. LAUREL AVENUE, BAGO CITY

SHEET CONTENT  
CHECKED BY  
PRC REG. No. Validity  
PTR No. Date  
Date: May 24, 1993

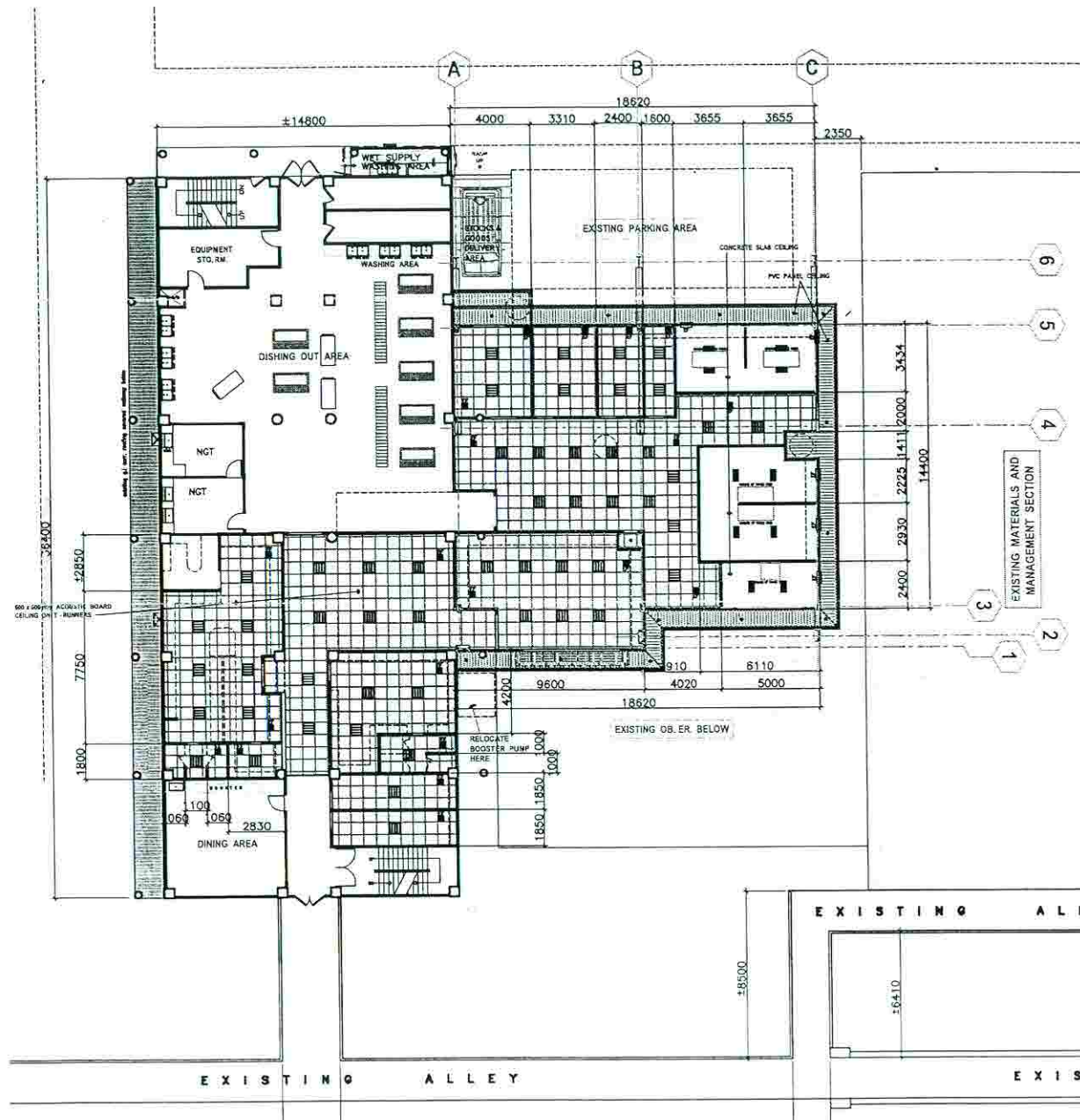
RECOMMENDING APPROVAL  
**LEOPOLDO J. VEGA, M.D., FPCS, FPATACSI**  
MEDICAL CENTER CHIEF II  
SOUTHERN PHILIPPINES MEDICAL CENTER

APPROVED BY  
DATE

SHEET NO.  
**A-4**

CADD BY:  
CHECKED BY:  
DATE:





REFLECTED CEILING PLAN  
SCALE 1:150 MTS.

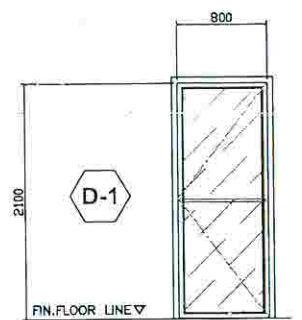
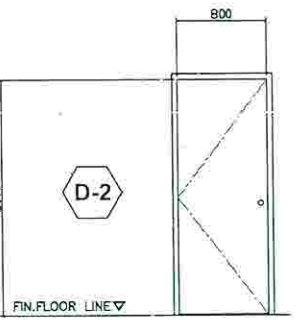
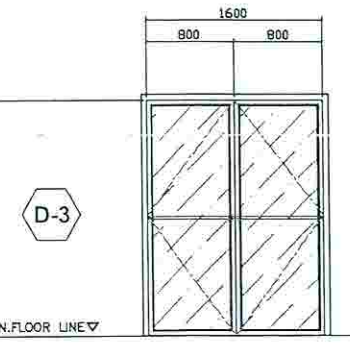
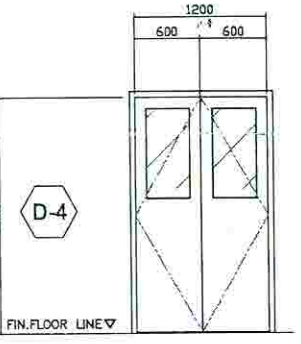
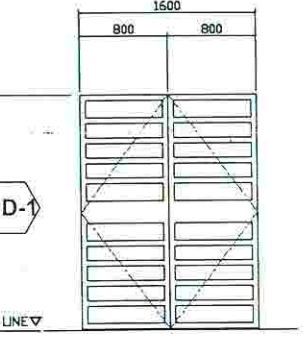
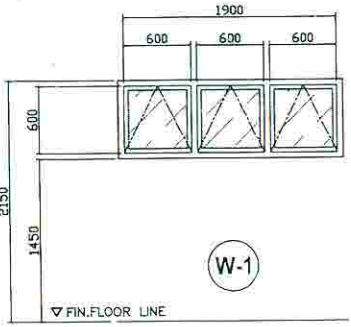
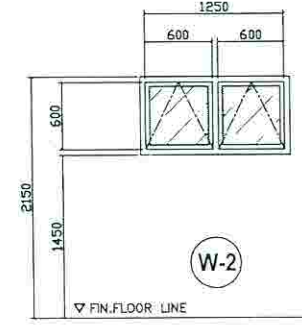
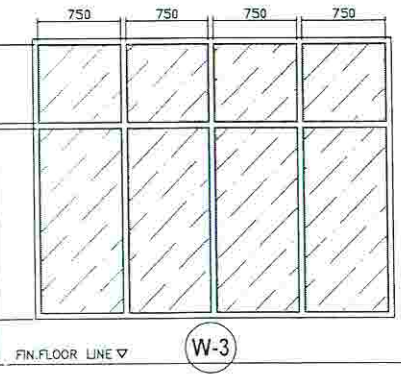
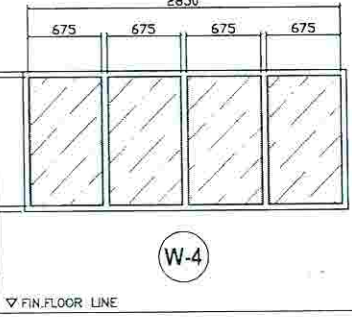
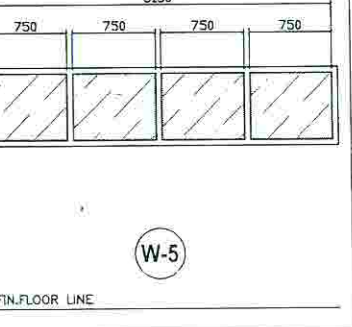
SCHEDULE OF DOORS AND WINDOWS	
SCALE	1:30 METERS
<p>W-6</p>	<p>W-7</p>
SET: 4 SETS	SET: 2 SETS
DESCRIPTION: 6 mm THK. CLEAR FIXED GLASS WINDOW ON ALUMINUM FRAMES	DESCRIPTION: 6 mm THK. CLEAR FIXED GLASS WINDOW ON ALUMINUM FRAMES
LOCATION: COOKING AREA: HEART INSTITUTE, THERAPEUTIC, FULL, HALAL	LOCATION: COOKING AREA: FULL, HALAL



# SCHEDULE OF DOORS AND WINDOWS

SCALE

1:30 METERS

 <p>D-1</p>	 <p>D-2</p>	 <p>D-3</p>	 <p>D-4</p>	 <p>GD-1</p>
SET : 8 SETS	SET : 1 SET	SET : 1 SET	SET : 1 SET	SET : 1 SET
DESCRIPTION : 6 mm. THK. CLEAR GLASS SWING TYPE DOOR ON ALUMINUM FRAMES	DESCRIPTION : PANIC DOOR SYSTEM	DESCRIPTION : 6 mm. THK. CLEAR GLASS DOUBLE LIFT SWING TYPE DOOR ON ALUMINUM FRAMES	DESCRIPTION : PANEL DOOR DOUBLE LIFT SWING TYPE DOOR W/ 5 mm THK. VIEWING GLASS	DESCRIPTION : 50 X 50 X 1.5 mm THK. B.I. SQUARE TUBE DOUBLE LIFT DOOR (PAINTED)
LOCATION : WET & DRY STO.RM., POTS AND PAN WASHING RM., ALL COOKING AREA	LOCATION : FIRE EXIT DOOR	LOCATION : STOCKS & GOODS DELIVERY AREA	LOCATION : NUTRITIONIST & DIETICIANS OFFICE	LOCATION : FOOD PREPARATION AREA
 <p>W-1</p>	 <p>W-2</p>	 <p>W-3</p>	 <p>W-4</p>	 <p>W-5</p>
SET : 1 SET	SET : 2 SETS	SET : 1 SET	SET : 4 SETS	SET : 1 SET
DESCRIPTION : 6 mm THK. CLEAR GLASS AWNING TYPE WINDOW ON STEEL FRAMES	DESCRIPTION : 6 mm THK. CLEAR GLASS AWNING TYPE WINDOW ON STEEL FRAMES	DESCRIPTION : 6 mm THK. CLEAR FIXED GLASS WALL ON ALUMINUM FRAMES	DESCRIPTION : 6 mm THK. CLEAR FIXED GLASS WINDOW ON ALUMINUM FRAMES	DESCRIPTION : 6 mm THK. CLEAR FIXED GLASS WINDOW ON ALUMINUM FRAMES
LOCATION : WET STORAGE ROOM	LOCATION : DRY STORAGE ROOM, POTS AND PAN WASHING ROOM	LOCATION : FOOD PREPARATION AREA	LOCATION : MEAT AND VEGETABLES WASHING AREA, FOOD PREPARATION AREA, UTENSILS WASHING AREA, FOOD TROLLEY AREA	LOCATION : COOKING AREA (HALAL)



Republic of the Philippines  
DEPARTMENT OF HEALTH  
SOUTHERN  
PHILIPPINES  
MEDICAL  
CENTER

PREPARED BY

ENGR. BRIGIDA R. BUYCO  
SPVC-ENGINEER

PRC REG. No. 00118766 Validity Feb. 15, 2019

RA 9266 SECTION 33

Drawings and specifications and other contract documents shall not be signed, stamped or sealed, as representatives of any PRC-licensed professional and documents of the ARCHITECT, ENGINEER or other professional shall not be signed or stamped or sealed, as representatives of any PRC-licensed professional, unless the signatory is a duly licensed professional and the signature is in the presence of and for the purpose of the PRC-licensed professional, and the signature is in the presence of and for the purpose of the PRC-licensed professional, and the signature is in the presence of and for the purpose of the PRC-licensed professional.

ENGR. GREZALDO B. BETITA  
DIC-ENGINEERING & FACILITIES MANAGEMENT

PRC REG. No. 0015361 Validity Dec. 30, 2018

ENGINEER

PROPOSED EXPANSION OF  
DIETARY SECTION

LOCATION

PROJECT TITLE

SHEET CONTENT

CHECKED BY

RECOMMENDING APPROVAL

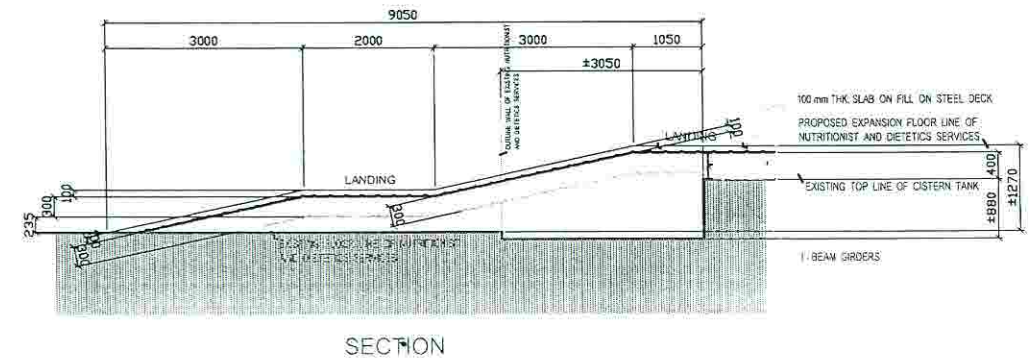
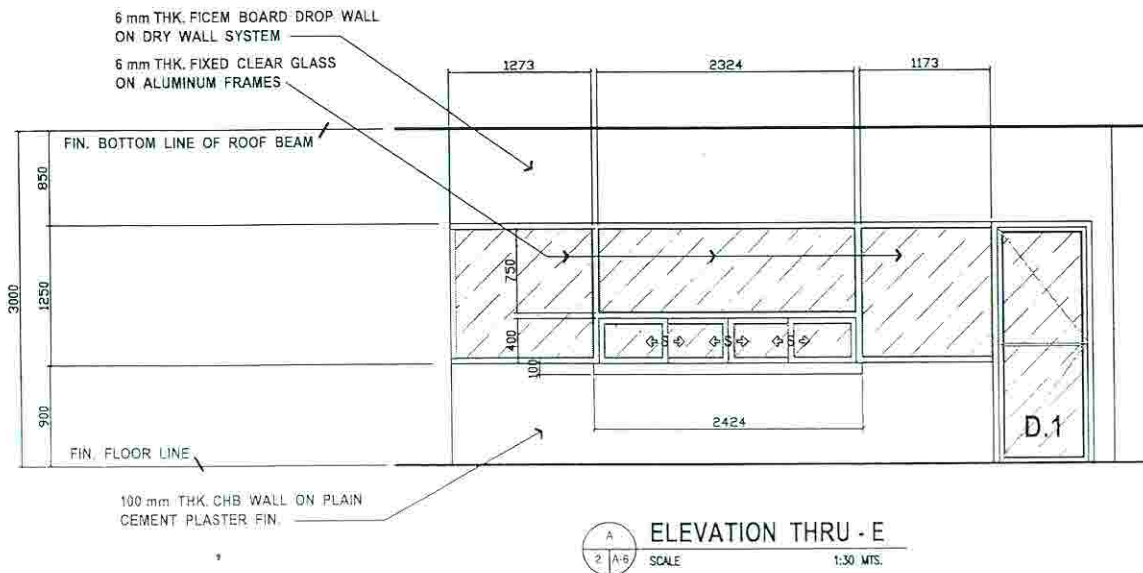
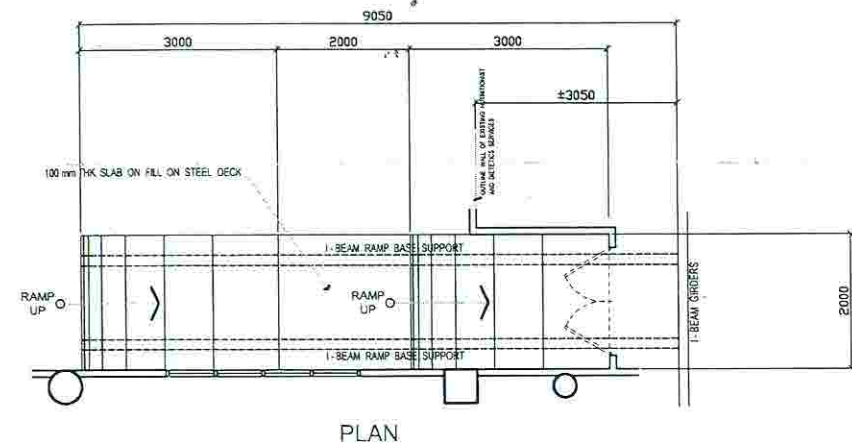
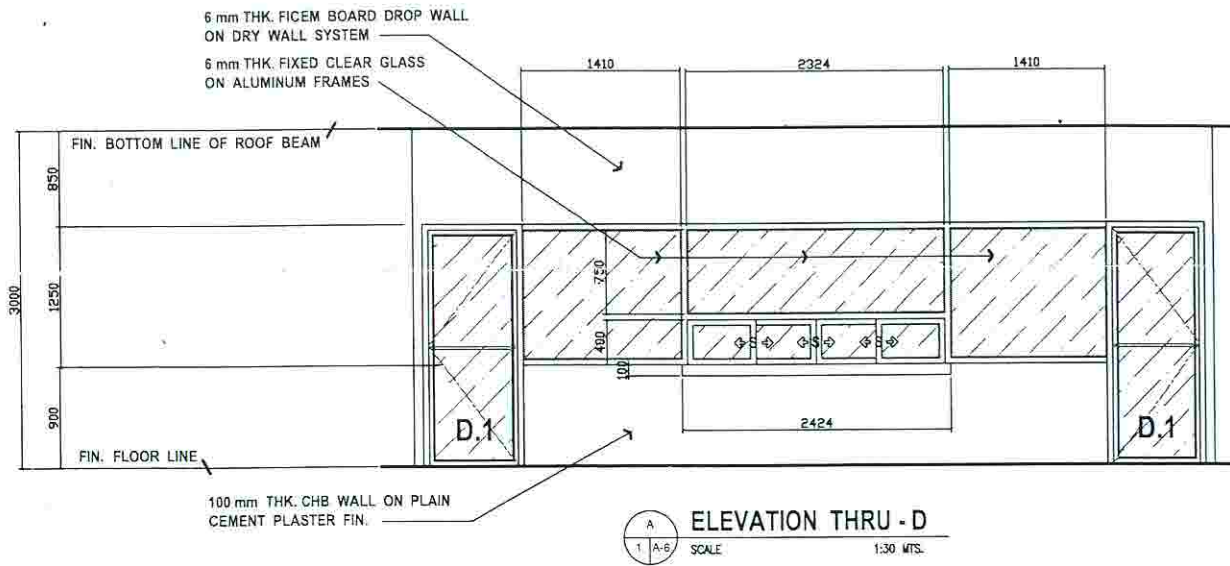
APPROVED BY

SHEET NO.

LEOPOLDO J. VEGA, M.D., FPCS, FPATACSI  
MEDICAL CENTER CHIEF II

A-6

CADD BY:  
CHECKED BY:



A  
3 A-6

DETAIL OF RAMP

SCALE 1:50 MTS.



Republic of the Philippines  
DEPARTMENT OF HEALTH  
SOUTHERN  
PHILIPPINES  
MEDICAL  
CENTER

PREPARED BY  
ENGR. BRIGIDA P. BUYCO  
SPAC ENGINEER  
PRC REG. No. 0019780 Validity Feb. 15, 2019

RA 9266 SECTION 33  
Design and specifications and other control documents shall remain the property of the engineer and shall not be loaned, copied, reproduced, or otherwise used without the written consent of the engineer.

ENGINEER  
ENGR. GREZALDO B. BETITA  
OIC - ENGINEERING & FACILITIES MANAGEMENT  
PRC REG. No. 0015361 Validity Dec. 30, 2018

PROJECT TITLE  
PROPOSED EXPANSION OF  
DIETARY SECTION  
LOCATION

SHEET CONTENT

CHECKED BY  
PRC REG. No. Validity  
Date

RECOMMENDING APPROVAL  
LEOPOLDO J. VEGA, M.D., FPCS, FPATACSI  
MEDICAL CENTER CHIEF II

APPROVED BY

SHEET NO.  
A-7  
CADD BY:  
CHECKED BY:


























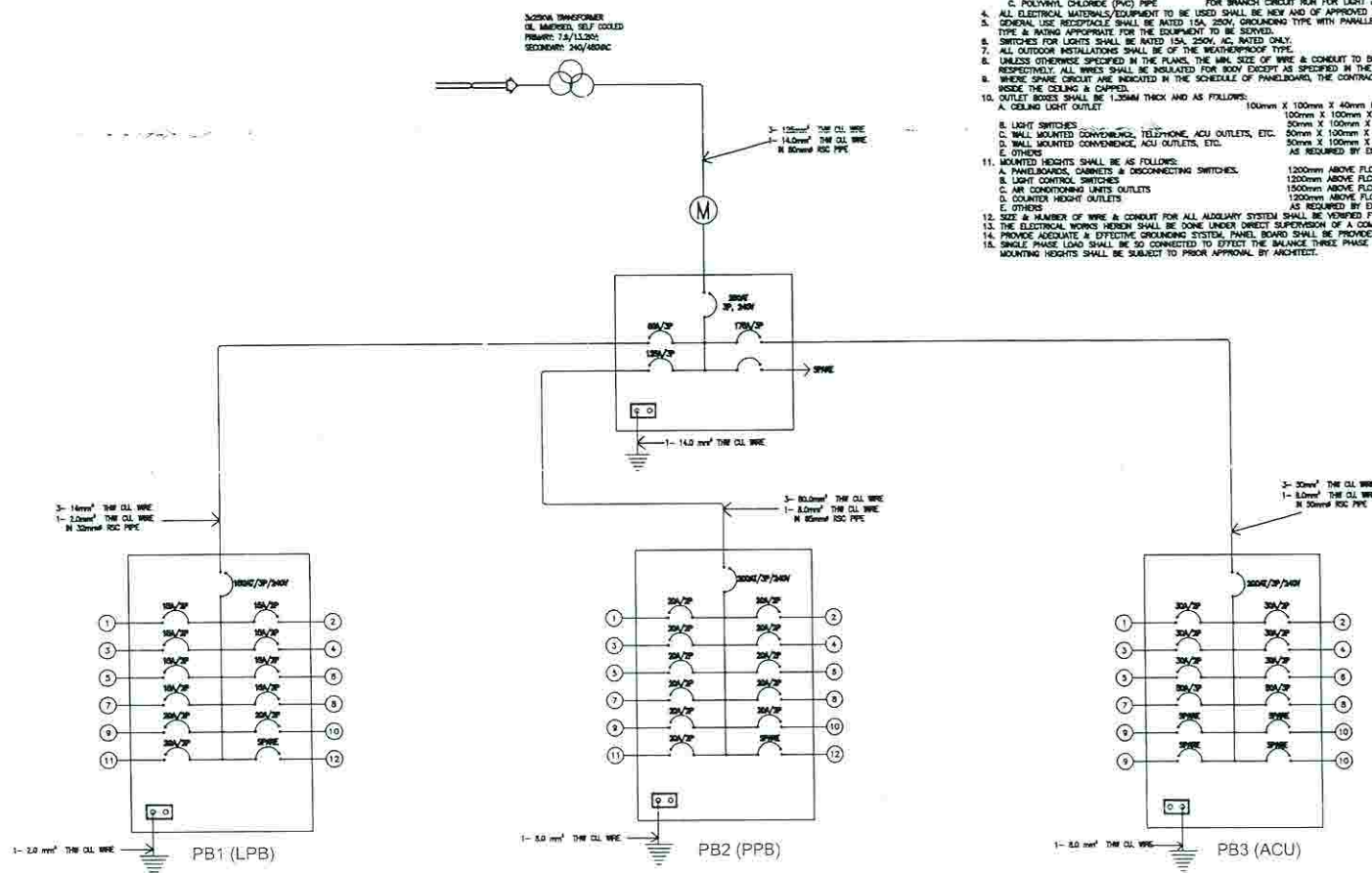


# LEGEND

MARK	DESCRIPTION
	PANEL BOARD
	CIRCUIT HOME RUN
Sa	ONE GANG SWITCH
Sab	TWO GANG SWITCH
Sabc	THREE GANG SWITCH
	2 GANG UNIVERSAL 3-PRONG CONVENIENCE OUTLET
	UNIVERSAL 3-PRONG ACU OUTLET
	EXHAUST FAN
	CEILING FAN
	11 WATTS 6-PIN LIGHT
	2-18W LED FLOURESCENT LAMP RECESSED TYPE, LOWER TYPE, MIRRORIZED W/ COVER
	CIRCUIT BREAKER
	ELECTRIC METER
	SERVICE ENTRANCE
	ELECTRICAL CIRCUIT LINE (CONNECTED)
	ELECTRICAL CIRCUIT LINE (NOT CONNECTED)

## NOTES & SPECIFICATIONS

- ALL ELECTRICAL WORKS HEREON SHALL BE DONE IN ACCORDANCE WITH THE PROVISIONS OF THE LATEST EDITION OF THE PHILIPPINE ELECTRICAL CODE, THE RULES & REGULATIONS OF THE AUTHORITIES THAT HAVE JURISDICTION OVER THE PROJECT & WITH POLICIES OF THE LOCAL UTILITY COMPANIES FOR ELECTRICAL & TOW COMMUNICATIONS.
- POWER SERVICE SHALL BE 250V, 1A, 3W & 80A. THERE SHALL BE ONLY ONE SERVICE DROP FOR THE WHOLE BUILDING.
- WIRING METHOD SHALL BE DONE IN THE FOLLOWING MANNER:
  - INTERMEDIATE METAL CONDUIT (IMC) FOR POWER ENTRANCE & THOSE SPECIFIED IN THE PLANS, IF ANY.
  - POLYVINYL CHLORIDE (PVC) PIPE FOR TELEPHONE SERVICE ENTRANCE & THOSE SPECIFIED IN THE PLANS, IF ANY.
  - POLYVINYL CHLORIDE (PVC) PIPE FOR BRANCH CIRCUIT RUN FOR LIGHT & C.O. AND ALL AUXILIARY SYSTEMS.
- ALL ELECTRICAL MATERIALS/EQUIPMENT TO BE USED SHALL BE NEW AND OF APPROVED TYPE FOR BOTH LOCATION & PURPOSES.
- GENERAL USE RECEPTACLE SHALL BE RATED 15A, 250V, GROUNDING TYPE WITH PARALLEL SLOTS. SPECIAL PURPOSE OUTLETS SHALL BE OF THE TYPE & RATING APPROPRIATE FOR THE EQUIPMENT TO BE SERVED.
- SWITCHES FOR LIGHTS SHALL BE RATED 15A, 250V, AC, RATED ONLY.
- ALL OUTDOOR INSTALLATIONS SHALL BE OF THE WEATHERPROOF TYPE.
- UNLESS OTHERWISE SPECIFIED IN THE PLANS, THE MIN. SIZE OF WIRE & CONDUIT TO BE USED SHALL BE 2.0MM THIN & 15MM IAC/EXT (COMM/PVC) RESPECTIVELY. ALL WIRES SHALL BE INSULATED FOR 600V EXCEPT AS SPECIFIED IN THE PLANS.
- WHERE SPARE CIRCUIT ARE INDICATED IN THE SCHEDULE OF PANELBOARDS, THE CONTRACTOR SHALL PROVIDE AN EMPTY CONDUIT STUBBED-OUT INSIDE THE CEILING & CAPPED.
- OUTLET BOXES SHALL BE 1.5MM THIN AND AS FOLLOWS:
  - CEILING LIGHT OUTLET: 100mm X 100mm X 40mm DEEP OCTAGONAL BOX FOR 1 OR 2 RACWAYS ENTRIES.
  - 100mm X 100mm X 50mm DEEP OCTAGONAL BOX FOR 3 OR MORE RACWAYS ENTRIES.
  - 100mm X 100mm X 50mm DEEP UTILITY BOX FOR 1, 2 OR 3 SWITCHES IN OR STRAP.
  - 50mm X 100mm X 50mm DEEP UTILITY BOX.
  - 50mm X 100mm X 50mm DEEP UTILITY BOX.
  - AS REQUIRED BY EQUIPMENT SERVED.
- MOUNTED HEIGHTS SHALL BE AS FOLLOWS:
  - PANELBOARDS, CHAMBERS & DISCONNECTING SWITCHES: 1200mm ABOVE FLOOR FINISH ON CENTER OR AS REQUIRED BY FIELD CONDITION.
  - LIGHT CONTROL SWITCHES: 1200mm ABOVE FLOOR FINISH ON CENTER.
  - AIR CONDITIONING UNIT OUTLETS: 1500mm ABOVE FLOOR FINISH ON BOTTOM OR AS REQUIRED BY FIELD CONDITION.
  - COUNTER HEIGHT OUTLETS: 1200mm ABOVE FLOOR FINISH ON CENTER.
  - OTHERS: AS REQUIRED BY EQUIPMENT SERVED.
- SIZE & NUMBER OF WIRE & CONDUIT FOR ALL AUXILIARY SYSTEM SHALL BE VERIFIED FROM THE SUPPLIER PRIOR TO SITE DELIVERY.
- THE ELECTRICAL WORKS HEREON SHALL BE DONE UNDER DIRECT SUPERVISION OF A COMPETENT REGISTERED ELECTRICAL ENGINEER.
- PROVIDE ADEQUATE & EFFECTIVE GROUNDING SYSTEM. PANEL BOARD SHALL BE PROVIDED WITH GROUNDING TERMINAL.
- SINGLE PHASE LOAD SHALL BE SO CONNECTED TO EFFECT THE BALANCE THREE PHASE LOAD.
- MOUNTING HEIGHTS SHALL BE SUBJECT TO PRIOR APPROVAL BY ARCHITECT.



SINGLE LINE RISER DIAGRAM  
SCALE 1:50 MTS.

# NOTES & SPECIFICATIONS:

ALL PLUMBING WORKS INCLUDING ROOFING SHALL BE ENSURED ACCORDING TO THE REQUIREMENTS OF THE PHILIPPINE PLUMBING CODE AND RULES AND REGULATIONS OF THE GOVERNMENT.

COORDINATE DRAWING WITH OTHER RELATED DRAWINGS AND SPECIFICATIONS. THE DRAWING SHALL BE REVIEWED IMMEDIATELY BY ANY DISCREPANCY PLEASE REPORT.

PIPE SHALL BE INSTALLED AS REQUIRED. ANY RELOCATION REQUIRED FOR THE PROPER DIRECTION OF OVER TRAVEL SHALL BE SUBJECT TO THE APPROVAL OF THE ARCHITECT AND / OR ENGINEER.

ALL SLOPES FOR DRAINAGE, SEWERAGE (SEWER) SHALL BE SHOWN IN AN APPROPRIATE MANNER UNLESS NOTED OTHERWISE. ALL PIPES SHALL BE VENTED, UNLESS OTHERWISE SPECIFIED.

ALL MATERIALS REQUIRED TO PROTECT OR GROUP OF PIPES OR EQUIPMENT SHALL BE PROVIDED WITH AN OVERLAP.

4" FOR LAUNDRY, WASH, URINAL, AND VENT PIPE.

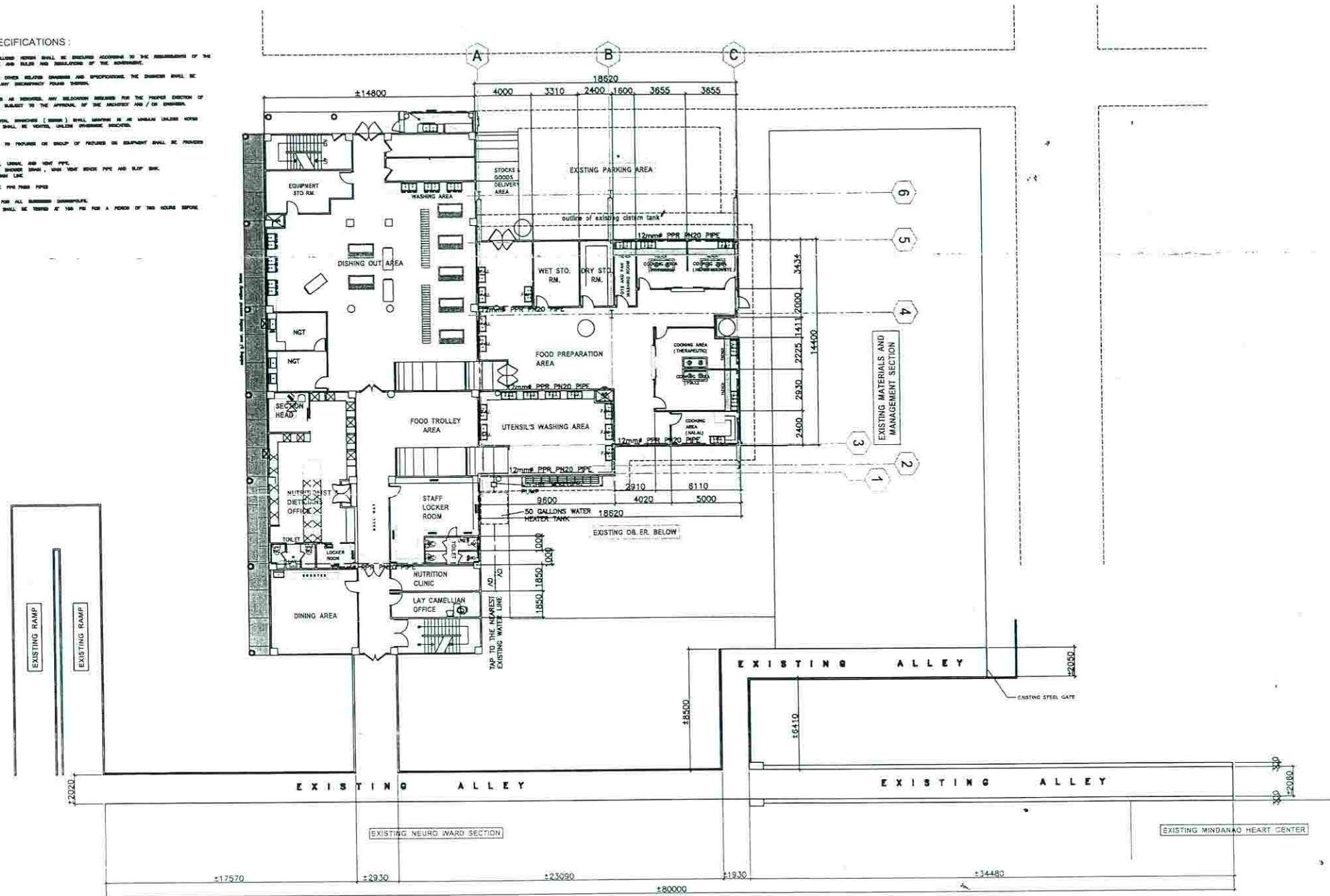
2" FOR WATER CLOSET, SHOWER, SINK, AND VENT PIPE AND SUMP PUMP.

1" FOR ALL SINKS, URINAL, AND VENT PIPE.

FOR ALL WATERLINE, USE PPR PIPES.

USE 1/2" LB. PPR FOR ALL SINKS, URINALS, AND VENTS.

ALL COLD WATER LINES SHALL BE TESTED AT 100 PSI FOR A PERIOD OF TWO HOURS BEFORE DRAINING.





ALL FLAMING WORDS INCLUDED HEREIN SHALL BE ENCRYPTED ACCORDING TO THE REQUIREMENTS OF THE  
PHILIPPINE FLAMING CODE AND RULES AND REGULATIONS OF THE SECRETARY.

COORDINATE WITH OWNERS RELATED DEPARTMENTS AND SPECIFICATIONS. IT'S BUSINESS. ☐ ☐

NOTIFY IMMEDIATELY OF ANY DISCREPANCY FOUND THEREIN.

PAPER SHALL BE SUPPLIED AS INDICATED. ANY REVISIONS REQUIRED FOR THE PROPER DIRECTION OF OTHER TENDERS SHALL BE SUBJECT TO THE APPROVAL OF THE ARCHITECT AND / OR ENGINEER.

ALL SLOPES FOR HORIZONTAL BRANCHES (HORIZ) SHALL MINIMUM BE AS SHOWN IN THE SCHEDULE UNLESS NOTED OTHERWISE. ALL PIPES SHALL BE VENTED, UNLESS OTHERWISE INDICATED.

ALL SEASONAL SERVICES TO FUTURE OR GROUP OF FUTURE OR EQUIPMENT SHALL BE PROVIDED WITH AN CHARGE.


©1998 FOR LAMBERT, BROS. LAMBERT AND VON PIRE.

25 FURN. CLOSET, BATH, LINEN, AND VEST TR. 100

FOR ALL MATERIAL, USE THE PROPER PAPER

USE 100mm PVC PIPE FOR ALL DAMAGED SUBPOINTS.

**09-74**



RA 9266 SECTION 33

Drawings and specifications and other contract documents are prepared, drawn up and used as instruments of service by the individual project architect or architects. The individual project architect or architects shall be responsible for the content of documents of the ARCHITECT, whether the project for which they are made is awarded or not. It shall be unlawful for any person to duplicate or to make copies of said documents for use in the preparation of and for other projects or buildings, whether awarded or not or in whole, without the written consent of ARCHITECT or the owner of the said documents.

All ARCHITECTS shall incorporate this provision in all contract documents and other instruments of their service.


ENGINEER	
ENGR. GREZALDO B. BETITA	
OIC - ENGINEERING & FACILITIES MANAGEMENT	
PRC REG. No. 0015361	Validity Dec. 30, 2018
PTR No.	Date: May 24, 1993
Place DAVAO CITY	TIN No. 154-220-230

PROJECT TITLE
PROPOSED EXPANSION OF DIETARY SECTION
LOCATION
SOUTHERN PHILIPPINES MEDICAL CENTER COMPOUND, J.P. LAUREL AVENUE, BAHAGIA, DAVAO CITY

SHEET CONTENT	

	CHECKED BY	
	PRC REG. No.	Validity
	PTR No.	Date
	Rev.	Rev.

RECOMMENDING APPROVAL

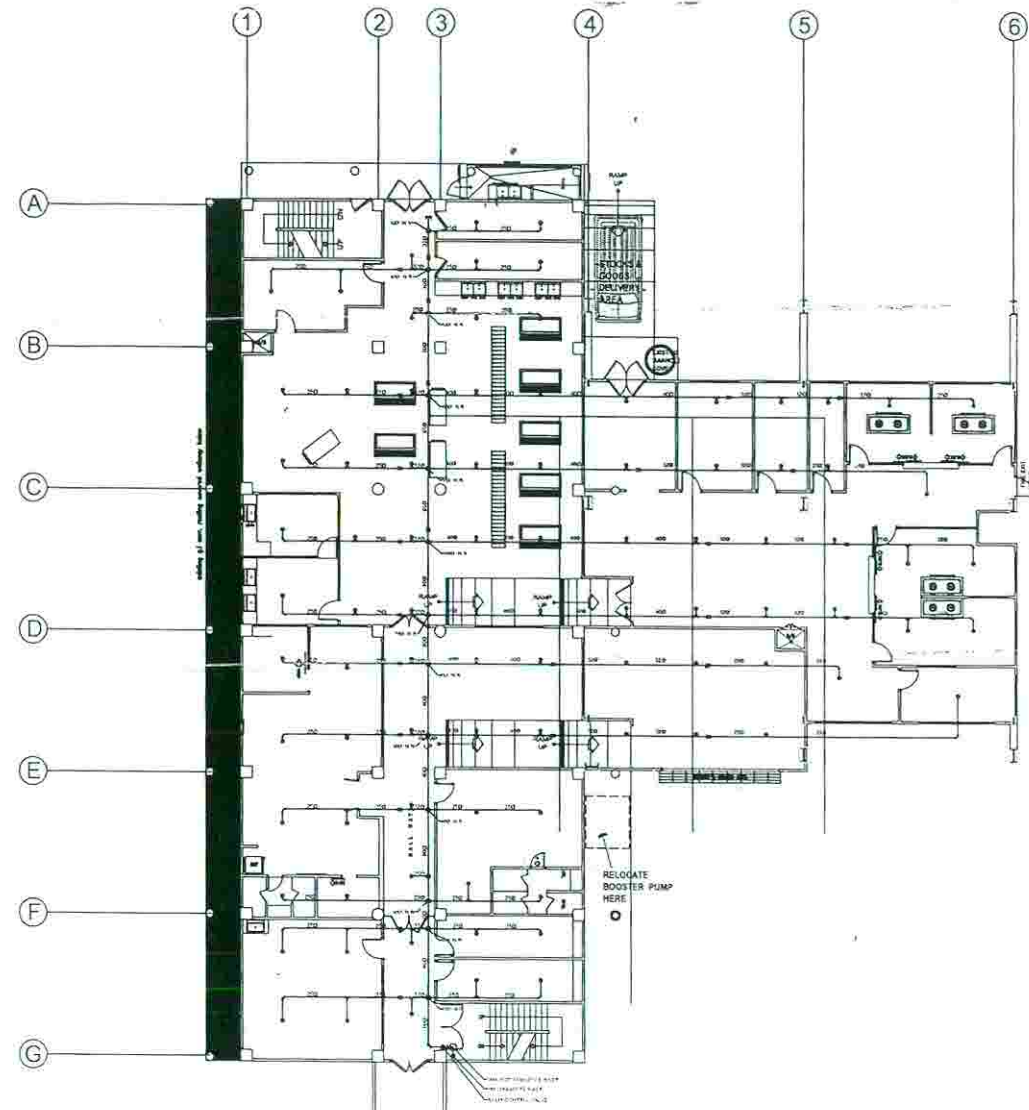


LEOPOLDO J. VEGA, M.D., FPCS, FPATACS  
MEDICAL CENTER CHIEF II  
SOUTHERN PHILIPPINES MEDICAL CENTER

APPROVED BY	SHEET NO.
	P-2
	CADD BY:
	CHECKED BY:



**EXISTING FLOOR PLAN**  
SCALE 1:150 MTS.



**PROPOSED FIRE SPRINKLER SYSTEM**  
SCALE 1:150 MTS.



Republic of the Philippines  
DEPARTMENT OF HEALTH  
**SOUTHERN PHILIPPINES MEDICAL CENTER**  
J.P. Laurel Avenue, Biyo, Davao City

PREPARED BY  
**ENGR. BRIGIDA F. BUYCO**  
SPMC ENGINEER III  
PRC REG. No. 001780 Validity Feb. 15, 2019  
PTR No. 745-89-78-8 Date: Nov. 21, 1980

RA 9206 SECTION 33  
Drawings and specifications and other contract documents shall remain deposited at the office of the Engineer, and the instruments of service are the intellectual property and documents of the ENGINEER, and the client for which they are made is intended for use in the preparation of and for other projects or buildings, whether involved party or in whole, without the written consent of the ENGINEER or the author of the said documents.  
All REVISIONS shall incorporate this provision in all contract documents and other instruments.

ENGINEER  
**ENGR. GREZALDO B. BETITA**  
OIC - ENGINEERING & FACILITIES MANAGEMENT  
PRC REG. No. 0015381 Validity Dec. 30, 2018  
PTR No. Date: May 24, 1993

PROJECT TITLE  
**SOUTHERN PHILIPPINES MEDICAL CENTER COMPOUND**

SHEET CONTENT

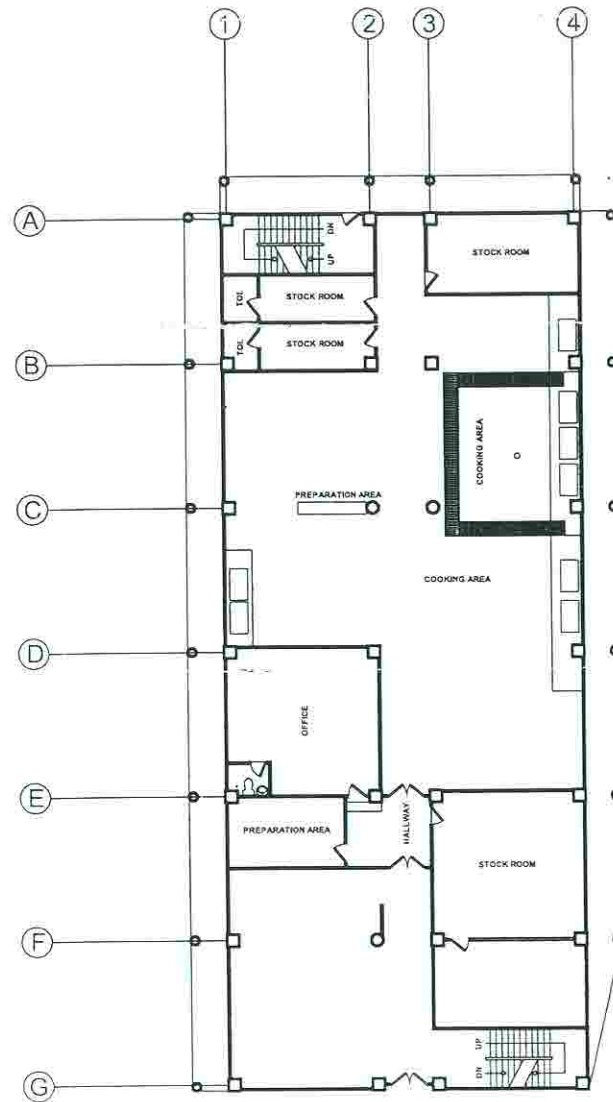
CHECKED BY  
PRC REG. No. Validity  
PTR No. Date:

APPROVED BY  
**LEOPOLDO J. VEGA, M.D., FPCS, FPATACSI, MBA-H**  
MEDICAL CENTER CHIEF II

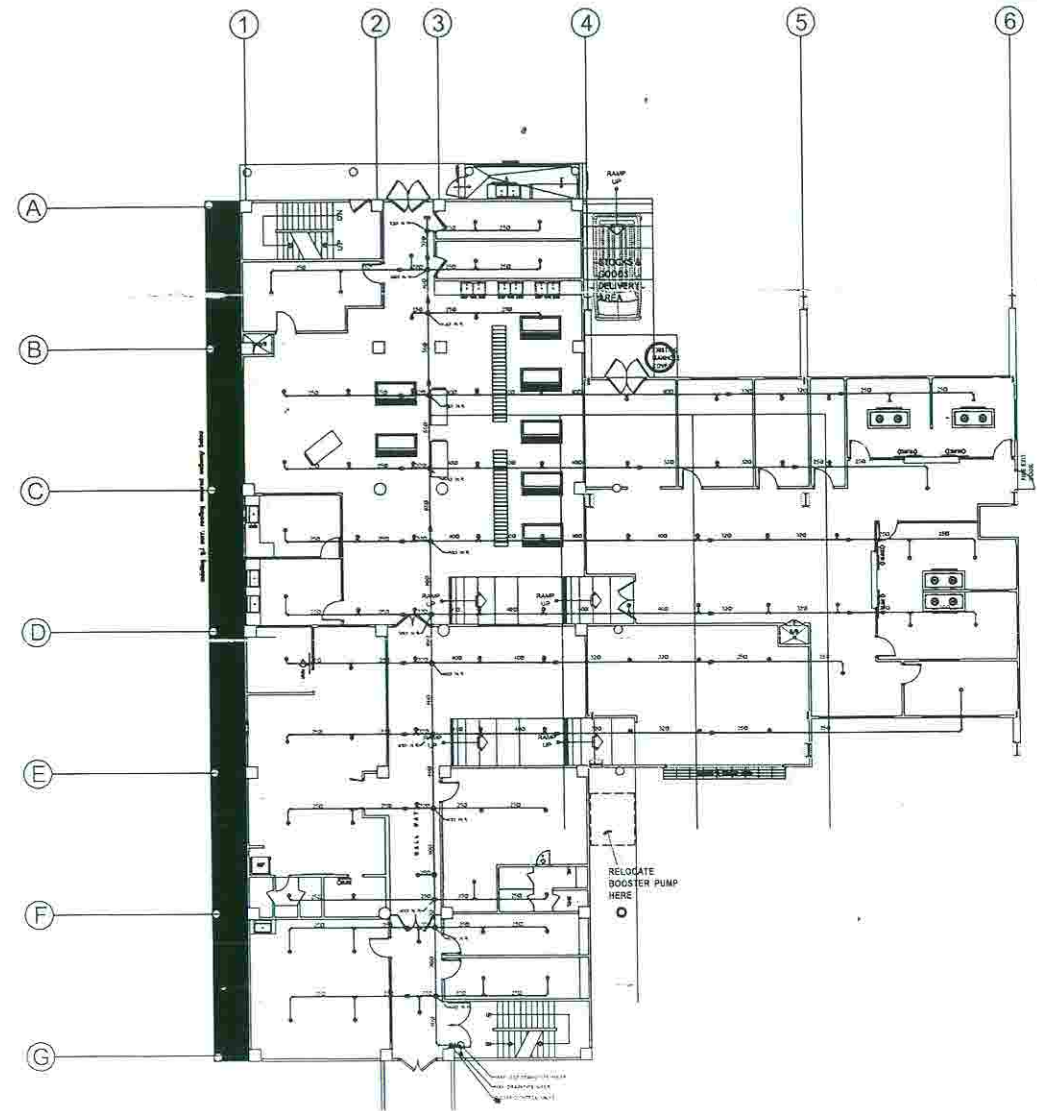
SHEET NO.  
**P3**  
CADD BY:  
CHECKED BY:







**EXISTING FLOOR PLAN**  
SCALE: 1:150 MTS.



**PROPOSED FIRE SPRINKLER SYSTEM**  
SCALE: 1:150 MTS.



Republic of the Philippines  
DEPARTMENT OF HEALTH  
**SOUTHERN PHILIPPINES MEDICAL CENTER**  
J.P. Laurel Avenue, Baguio

PREPARED BY  
**ENGR. BRIGIDA P. BUYCO**  
SPMC - ENGINEER III  
PRC REG. No. 0019760 Validity: Feb. 15, 2019  
PTR No. 745-89-78-B Date: Nov. 21, 1980

RA 9266 SECTION 33  
Drawings and specifications and other contract documents shall remain the property of the ARCHITECT, whether the architect has been paid in whole or in part, and shall not be used for any other project without the written consent of the ARCHITECT or the author of the said documents.  
All PROJECTS shall incorporate the provision of all contract documents and other instruments.

ENGINEER  
**ENGR. GREZALDO B. BETITA**  
OIC - ENGINEERING & FACILITIES MANAGEMENT  
PRC REG. No. 0015361 Validity: Dec. 30, 2018  
PTR No. Date: May 24, 1993

PROJECT TITLE  
**SOUTHERN PHILIPPINES MEDICAL CENTER COMPOUND,**

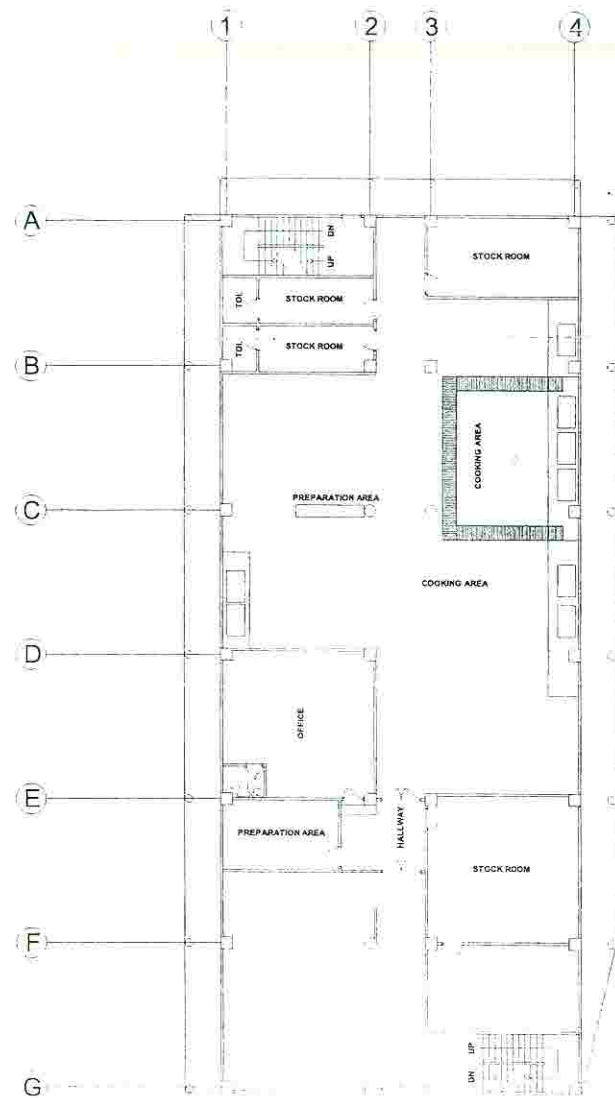
SHEET CONTENT

CHECKED BY  
PRC REG. No. Validity  
PTR No. Date

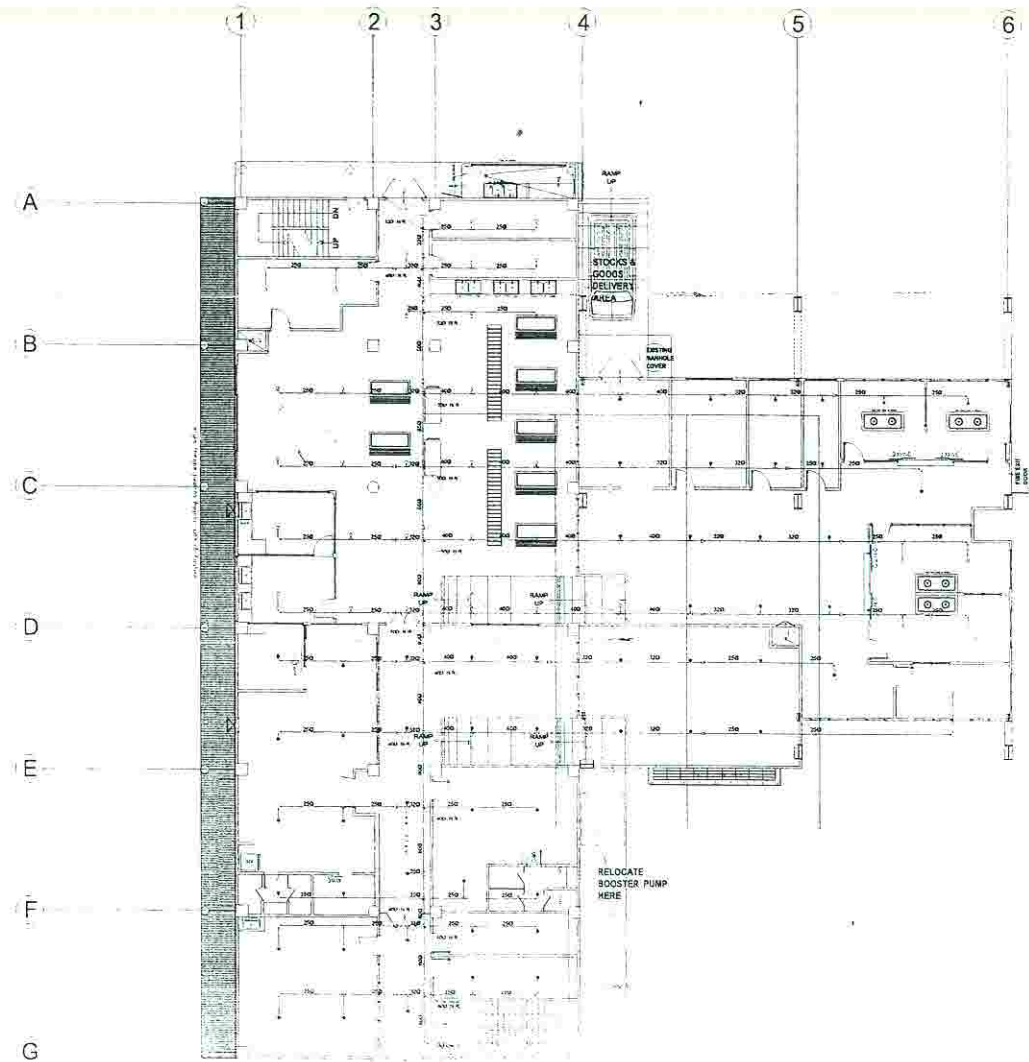
APPROVED BY  
**LEOPOLDO J. VEGA, M.D., FPCS, FPATACSI, MBA-H**  
MEDICAL CENTER CHIEF II  
SOUTHERN PHILIPPINES MEDICAL CENTER

SHEET NO.  
**P3**  
CADD BY:  
CHECKED BY:  
DATE:





A EXISTING FLOOR PLAN  
1 A-2



A PROPOSED FIRE SPRINKLER SYSTEM  
2 A-2



**HEALTH INFRASTRUCTURE SERVICES**

ENGINEER

LORENZ ALLEN M. TUTOR  
ENGINEER I

REG. NO. 0033191

DATE ISSUED: APRIL 07, 2014

PTR. NO.

TIN: 423-016-X93

PROJECT TITLE:

LOCATION: J.P. LAUREL AVE. BAJADA, DAVAO CITY

CADD BY:

DATE:

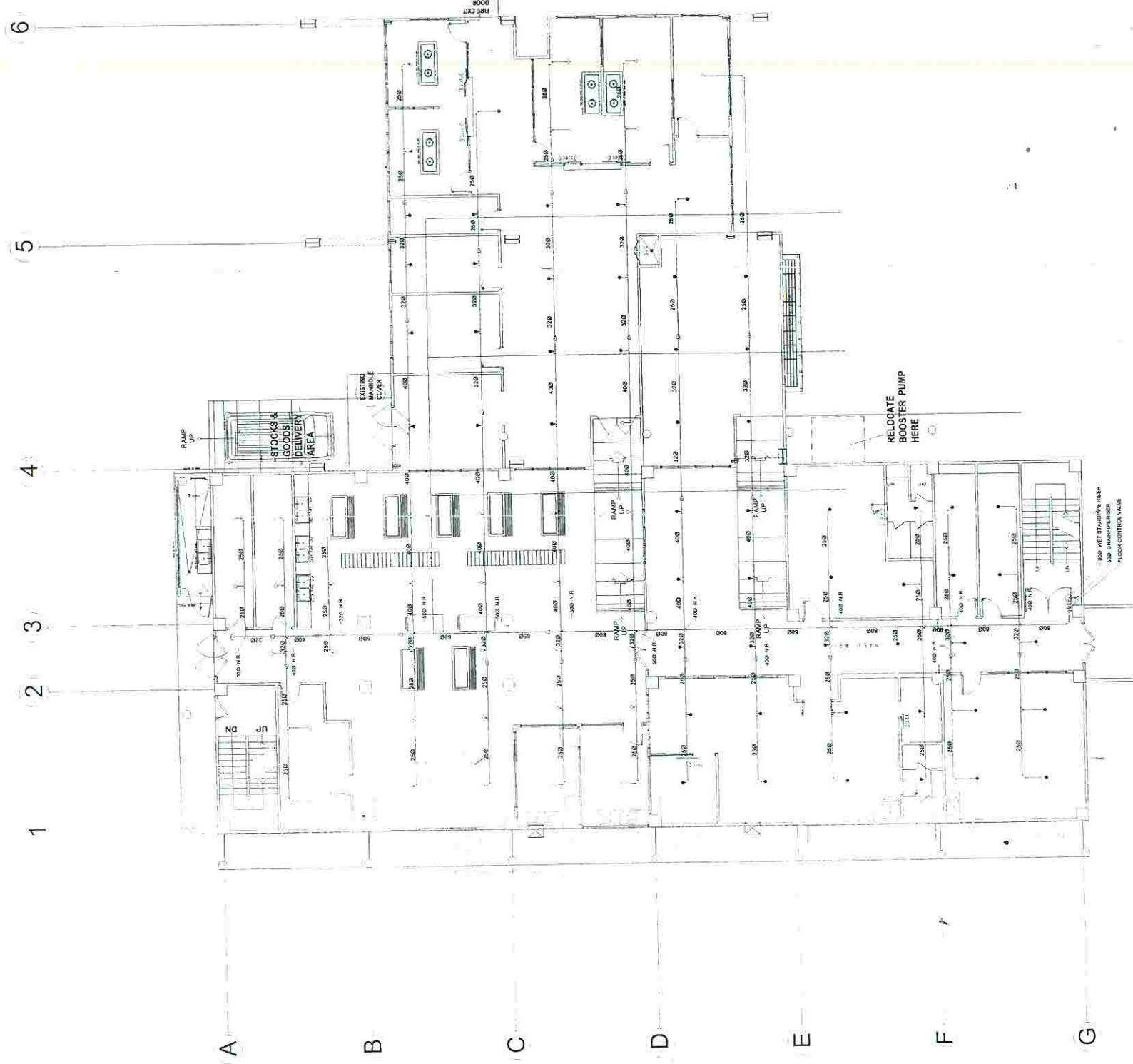
HENRY Q. TANCIO  
ENGINEER IV

APPROVED BY:

LEOPOLDO J. VEGA, MD, FPCS, FPATACSI

SHEET NO.

A-2



# A PROPOSED FIRE SPRINKLER SYSTEM

2 A-2





# **EXISTING FLOOR PLAN**

A  
1 A-2

1/2" = 1'-0"

MTS

